



universal
size
guides

universal size guides

Teamwear that moves you.

[Contents](#) | [bespoke teamwear](#)





universal
size
guides

contents

Teamwear that moves you.

Family Teamwear	03 - 60
Basketball	61 - 72
Cricket	73 - 121
Football	122 - 131
Hockey & Netball	132 - 138
Ladies Teamwear	139 - 158
Rugby	159 - 164

Active Gilet

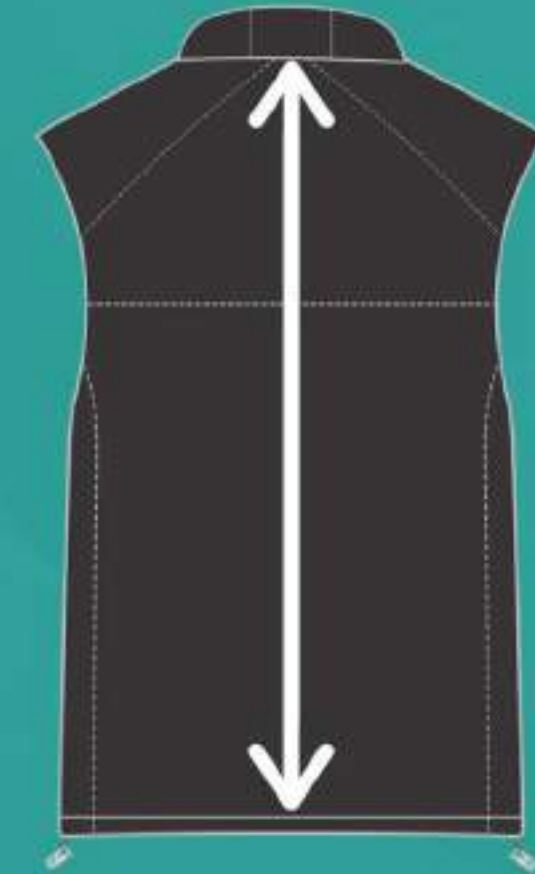
unisex

ICON

Size	Back Length (CM)	Chest (CM)
16 YRS	67	55
S	69	57
M	71	59
L	73	61
XL	75	63
2XL	77	65

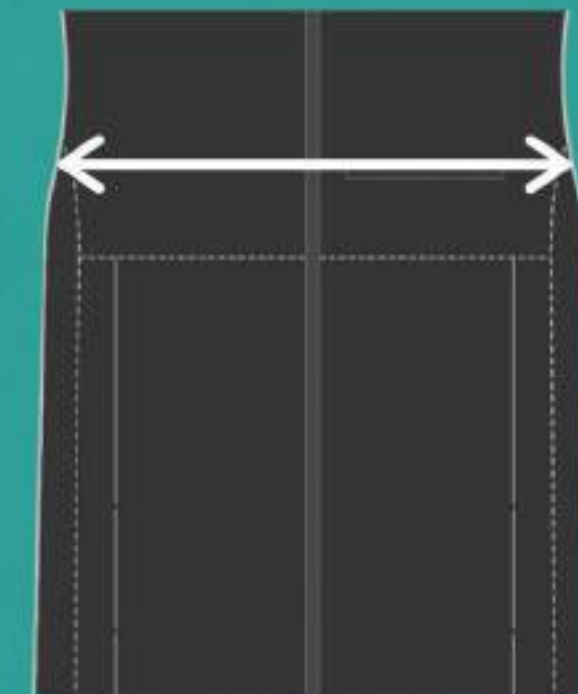
Back Length

Measured with the garment on a flat surface from the top collar seam to the edge of the garment.



Chest Size

Measured with the garment on a flat surface and from pit to pit.



Guidance

This guide is designed to help you choose what is best for you. Our bespoke garments are exactly that, however we aim to ensure all garments are true to the sizing within this guide. If you have any questions, please contact us here sales@iconsports.co.uk

Active II Light Weight Jacket

unisex

ICON

Size	Back Length (CM)	Chest (CM)
S	71	56
M	73	58
L	75	60
XL	77	62
2XL	79	64
3XL	81	66
4XL	83	68
5XL	85	70

Back Length

Measured with the garment on a flat surface from the top collar seam to the edge of the garment.



Chest Size

Measured with the garment on a flat surface and from pit to pit.



Guidance

This guide is designed to help you choose what is best for you. Our bespoke garments are exactly that, however we aim to ensure all garments are true to the sizing within this guide. If you have any questions, please contact us here sales@iconsports.co.uk

Active Light Weight Jacket

unisex

ICON

Size	Back Length (CM)	Chest (CM)
S	71	56
M	73	58
L	75	60
XL	77	62
2XL	79	64
3XL	81	66
4XL	83	68
5XL	85	70

Back Length

Measured with the garment on a flat surface from the top collar seam to the edge of the garment.



Chest Size

Measured with the garment on a flat surface and from pit to pit.



Guidance

This guide is designed to help you choose what is best for you. Our bespoke garments are exactly that, however we aim to ensure all garments are true to the sizing within this guide. If you have any questions, please contact us here sales@iconsports.co.uk

Active Midlayer Jacket

unisex

ICON

Size	Back Length (CM)	Chest (CM)
S	71	56
M	73	58
L	75	60
XL	77	62
2XL	79	64
3XL	81	66
4XL	83	68
5XL	85	70

Back Length

Measured with the garment on a flat surface from the top collar seam to the edge of the garment.



Chest Size

Measured with the garment on a flat surface and from pit to pit.



Guidance

This guide is designed to help you choose what is best for you. Our bespoke garments are exactly that, however we aim to ensure all garments are true to the sizing within this guide. If you have any questions, please contact us here sales@iconsports.co.uk

Active Skinny Track Pant


unisex

ICON

Size	Waist (CM)	Length (CM)
2 yrs	21	65
4 yrs	23	70
6 yrs	25	75
8 yrs	27	80
10 yrs	29	84
12 yrs	31	88
14 yrs	33	92
16 yrs	35	95
S	36	97
M	37	99
L	38	101
XL	39	103
2XL	40	105
3XL	41	107

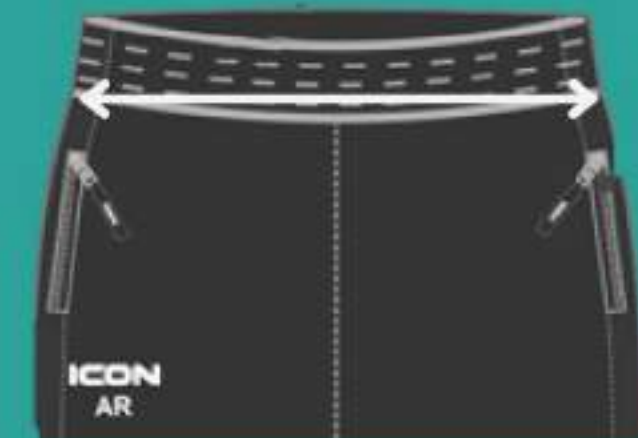
Length

Measured with the garment on a flat surface from the top waist band seam to the end of the garment leg.



Waist

Measured with the garment on a flat surface and from edge to edge.



Guidance

This guide is designed to help you choose what is best for you. Our bespoke garments are exactly that, however we aim to ensure all garments are true to the sizing within this guide. If you have any questions, please contact us here sales@iconsports.co.uk

Active Stretch Gilet

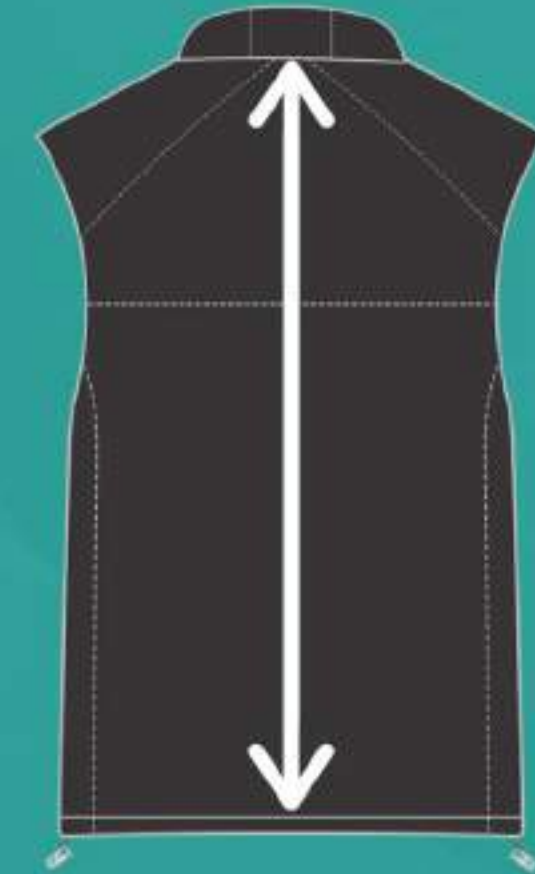
unisex

ICON

Size	Back Length (CM)	Chest (CM)
16 YRS	67	55
S	69	57
M	71	59
L	73	61
XL	75	63
2XL	77	65

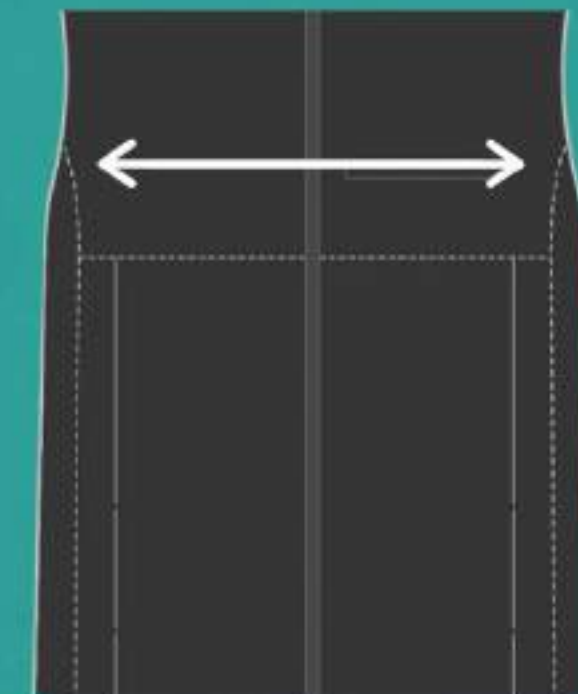
Back Length

Measured with the garment on a flat surface from the top collar seam to the edge of the garment.



Chest Size

Measured with the garment on a flat surface and from pit to pit.



Guidance

This guide is designed to help you choose what is best for you. Our bespoke garments are exactly that, however we aim to ensure all garments are true to the sizing within this guide. If you have any questions, please contact us here sales@iconsports.co.uk

Active X Skinny Track Pant


unisex

ICON

Size	Waist (CM)	Length (CM)
2 yrs	21	73
4 yrs	23	78
6 yrs	25	83
8 yrs	27	88
10 yrs	29	92
12 yrs	31	96
14 yrs	33	100
16 yrs	35	103
S	36	105
M	37	107
L	38	109
XL	39	111
2XL	40	113
3XL	41	115


Length

Measured with the garment on a flat surface from the top waist band seam to the end of the garment leg.



Waist

Measured with the garment on a flat surface and from edge to edge.



Guidance

This guide is designed to help you choose what is best for you. Our bespoke garments are exactly that, however we aim to ensure all garments are true to the sizing within this guide. If you have any questions, please contact us here sales@iconsports.co.uk

Active+ Gilet

unisex

ICON

Size	Back Length (CM)	Chest (CM)
16 YRS	67	55
S	69	57
M	71	59
L	73	61
XL	75	63
2XL	77	65


Back Length

Measured with the garment on a flat surface from the top collar seam to the edge of the garment.



Chest Size

Measured with the garment on a flat surface and from pit to pit.



Guidance

This guide is designed to help you choose what is best for you. Our bespoke garments are exactly that, however we aim to ensure all garments are true to the sizing within this guide. If you have any questions, please contact us here sales@iconsports.co.uk

Active+ Stretch Gilet

unisex

ICON

Size	Back Length (CM)	Chest (CM)
16 YRS	67	55
S	69	57
M	71	59
L	73	61
XL	75	63
2XL	77	65


Back Length

Measured with the garment on a flat surface from the top collar seam to the edge of the garment.



Chest Size

Measured with the garment on a flat surface and from pit to pit.



Guidance

This guide is designed to help you choose what is best for you. Our bespoke garments are exactly that, however we aim to ensure all garments are true to the sizing within this guide. If you have any questions, please contact us here sales@iconsports.co.uk

Active+ Stretch Polo Shirt

unisex

ICON

Size	Back Length (CM)	Chest (CM)
2 yrs	46	36
4 yrs	48	38
6 yrs	51	40
8 yrs	54	42
10 yrs	57	44
12 yrs	60	46
14 yrs	63	48
16 yrs	66	50
S	69	52
M	71	54
L	73	56
XL	76	60
2XL	79	62
3XL	81	64
4XL	83	66
5XL	85	68
6XL	87	70
7XL	89	72

Back Length

Measured with the garment on a flat surface from the top collar seam to the edge of the garment.



Chest Size

Measured with the garment on a flat surface and from pit to pit.



Guidance

This guide is designed to help you choose what is best for you. Our bespoke garments are exactly that, however we aim to ensure all garments are true to the sizing within this guide. If you have any questions, please contact us here sales@iconsports.co.uk

Baselayer Compression Pant

Mens

ICON

Size	Waist (CM)	Side Length (CM)
XS	31	85
S	33	87
M	35	89
L	37	91
XL	39	93
2XL	41	95

Side Length

Measured with the garment on a flat surface from the top of the waist band to the edge of the garment leg.



Waist Size

Measured with the garment on a flat surface and from edge to edge on waist band.



Guidance

This guide is designed to help you choose what is best for you. Our bespoke garments are exactly that, however we aim to ensure all garments are true to the sizing within this guide. If you have any questions, please contact us here sales@iconsports.co.uk

Baselayer Compression Short

Mens

ICON

Size	Waist (CM)	Side Length (CM)
XS	28	19
S	30	20.5
M	32	22
L	34	23.5
XL	36	25
2XL	38	26.5

Side Length

Measured with the garment on a flat surface from the top of the waist band to the edge of the garment leg.



Waist Size

Measured with the garment on a flat surface and from edge to edge on waist band.



Guidance

This guide is designed to help you choose what is best for you. Our bespoke garments are exactly that, however we aim to ensure all garments are true to the sizing within this guide. If you have any questions, please contact us here sales@iconsports.co.uk

Baselayer Compression Top

Mens

ICON

Size	Length (CM)	Chest (CM)
8 yrs	47	29
10 yrs	50	31
12 yrs	53	33
14 yrs	56	35
16 yrs	60	37
S	64	39
M	66	42
L	68	45
XL	70	48
2XL	72	51
3XL	74	54
4XL	76	57

Length

Measured with the garment on a flat surface from the top collar seam to the edge of the garment.



Chest Size

Measured with the garment on a flat surface and from pit to pit.



Guidance

This guide is designed to help you choose what is best for you. Our bespoke garments are exactly that, however we aim to ensure all garments are true to the sizing within this guide. If you have any questions, please contact us here sales@iconsports.co.uk

Compression Pant - Leggings

Ladies

ICON

Size	Side Length (CM)	Hips (CM)
4 yrs	67	25
6 yrs	71	27
8 yrs	75	29
10 yrs	79	31
12 yrs	83	33
14 yrs	87	35
XS	91	37
8 / S	93	39
10 / M	95	41
12 / L	97	43
14 / XL	99	45
16 / 2XL	101	47

Side Length

Measured with the garment on a flat surface from the top of the waist band to the edge of the garment leg.



Hip Size

Measured with the garment on a flat surface and from edge to edge on waist band.



Guidance

This guide is designed to help you choose what is best for you. Our bespoke garments are exactly that, however we aim to ensure all garments are true to the sizing within this guide. If you have any questions, please contact us here sales@iconsports.co.uk

Size	Back Length (CM)	Chest (CM)
2 yrs	46	36
4 yrs	48	38
6 yrs	51	40
8 yrs	54	42
10 yrs	57	44
12 yrs	60	46
14 yrs	63	48
16 yrs	66	50
S	69	52
M	71	54
L	73	56
XL	76	60
2XL	79	62
3XL	81	64
4XL	83	66
5XL	85	68
6XL	87	70
7XL	89	72
8XL	91	74

Dual Training T-Shirt Long Sleeve

unisex

ICON

Back Length

Measured with the garment on a flat surface from the top collar seam to the edge of the garment.



Chest Size

Measured with the garment on a flat surface and from pit to pit.



Guidance

This guide is designed to help you choose what is best for you. Our bespoke garments are exactly that, however we aim to ensure all garments are true to the sizing within this guide. If you have any questions, please contact us here sales@iconsports.co.uk

Size	Back Length (CM)	Chest (CM)
2 yrs	46	36
4 yrs	48	38
6 yrs	51	40
8 yrs	54	42
10 yrs	57	44
12 yrs	60	46
14 yrs	63	48
16 yrs	66	50
S	69	52
M	71	54
L	73	56
XL	76	60
2XL	79	62
3XL	81	64
4XL	83	66
5XL	85	68
6XL	87	70
7XL	89	72
8XL	91	74

Dual Training T-Shirt Short Sleeve **ICON**

unisex

Back Length

Measured with the garment on a flat surface from the top collar seam to the edge of the garment.



Chest Size

Measured with the garment on a flat surface and from pit to pit.



Guidance

This guide is designed to help you choose what is best for you. Our bespoke garments are exactly that, however we aim to ensure all garments are true to the sizing within this guide. If you have any questions, please contact us here sales@iconsports.co.uk

Facemask

Unisex

ICON

Size	Length (CM)	Width (CM)
Youth	11	16
Adult	14	18

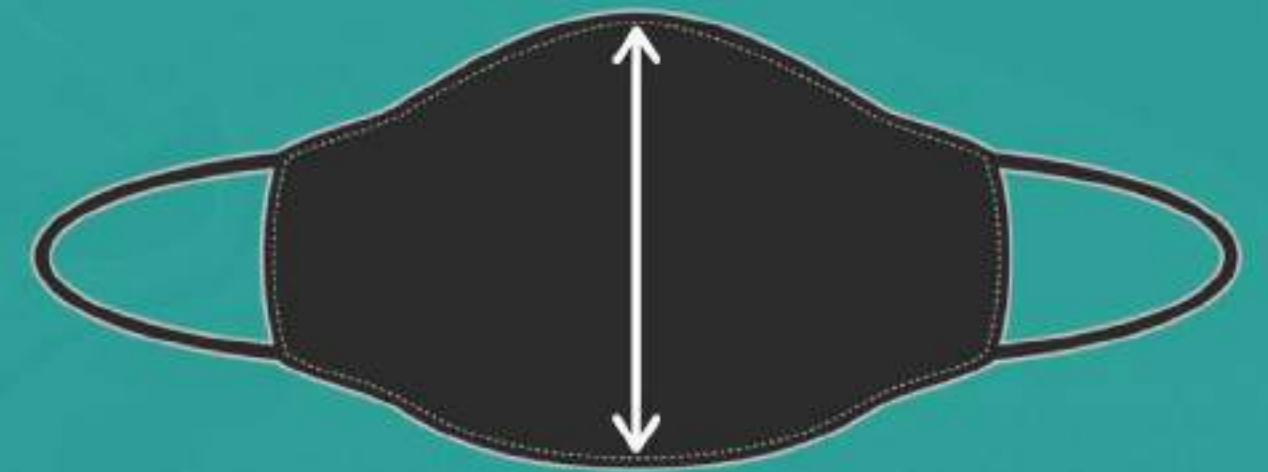
Length

Measured with the garment on a flat surface from one edge of the mask to the other edge, not including ear loops.



Width

Measured with the garment on a flat surface from the top of the facial material to the bottom at the widest point.



Guidance

This guide is designed to help you choose what is best for you. Our bespoke garments are exactly that, however we aim to ensure all garments are true to the sizing within this guide. If you have any questions, please contact us here sales@iconsports.co.uk

Size	Back Length (CM)	Chest (CM)
4 yrs / 7XS	53	44
6 yrs / 6XS	57	46
8 yrs / 5XS	61	48
10 yrs / 4XS	65	50
12 yrs / 3XS	69	52
14 yrs / 2XS	70	54
16 yrs / XS	72	56
S	74	58
M	76	60
L	78	62
XL	80	64
2XL	82	66
3XL	84	68
4XL	86	70

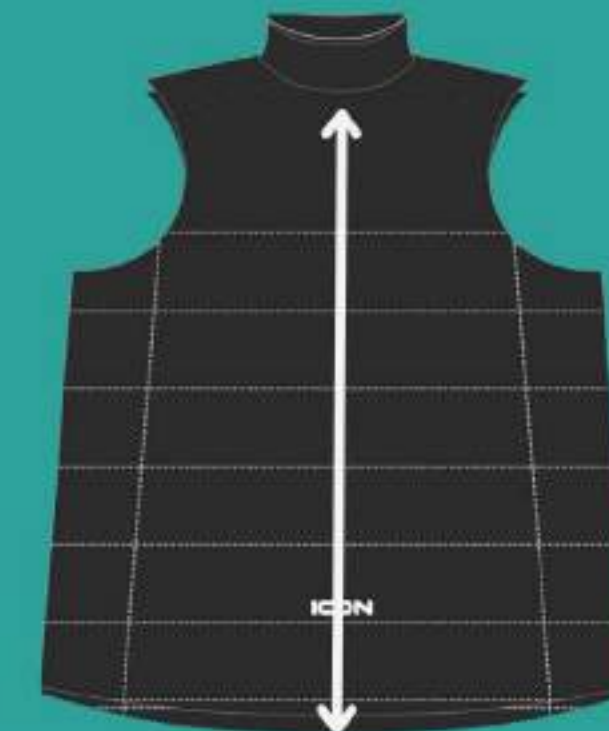
Bodywarmer

unisex

ICON

Back Length

Measured with the garment on a flat surface from the top collar seam to the edge of the garment.



Chest Size

Measured with the garment on a flat surface and from pit to pit.



Guidance

This guide is designed to help you choose what is best for you. Our bespoke garments are exactly that, however we aim to ensure all garments are true to the sizing within this guide. If you have any questions, please contact us here sales@iconsports.co.uk

Size	Back Length (CM)	Chest (CM)
4 yrs	45	38
6 yrs	48	40
8 yrs	51	42
10 yrs	55	44
12 yrs	57	46
14 yrs	60	48
16 yrs	66	50
S	70	54
M	72	56
L	74	58
XL	76	60
2XL	78	62
3XL	80	64
4XL	82	66
5XL	84	68
6XL	86	70
7XL	88	72

Full Zip Hoodie

unisex

ICON

Back Length

Measured with the garment on a flat surface from the top collar seam to the edge of the garment.



Chest Size

Measured with the garment on a flat surface and from pit to pit.



Guidance

This guide is designed to help you choose what is best for you. Our bespoke garments are exactly that, however we aim to ensure all garments are true to the sizing within this guide. If you have any questions, please contact us here sales@iconsports.co.uk

Hoodie unisex

Size	Back Length (CM)	Chest (CM)
4 yrs	45	38
6 yrs	48	40
8 yrs	51	42
10 yrs	55	44
12 yrs	57	46
14 yrs	60	48
16 yrs	66	50
S	70	54
M	72	56
L	74	58
XL	76	60
2XL	78	62
3XL	80	64
4XL	82	66
5XL	84	68
6XL	86	70
7XL	88	72

Back Length

Measured with the garment on a flat surface from the top collar seam to the edge of the garment.



Chest Size

Measured with the garment on a flat surface and from pit to pit.



Guidance

This guide is designed to help you choose what is best for you. Our bespoke garments are exactly that, however we aim to ensure all garments are true to the sizing within this guide. If you have any questions, please contact us here sales@iconsports.co.uk

Performance Sublimated Midlayer **ICON**

unisex

Size	Back Length (CM)	Chest (CM)
4 yrs	45	38
6 yrs	48	40
8 yrs	51	42
10 yrs	55	44
12 yrs	57	46
14 yrs	60	48
16 yrs	66	50
S	70	54
M	72	56
L	74	58
XL	76	60
2XL	78	62
3XL	80	64
4XL	82	66
5XL	84	68
6XL	86	70
7XL	88	72

Back Length

Measured with the garment on a flat surface from the top collar seam to the edge of the garment.



Chest Size

Measured with the garment on a flat surface and from pit to pit.



Guidance

This guide is designed to help you choose what is best for you. Our bespoke garments are exactly that, however we aim to ensure all garments are true to the sizing within this guide. If you have any questions, please contact us here sales@iconsports.co.uk

Size	Back Length (CM)	Chest (CM)
2 yrs	46	36
4 yrs	48	38
6 yrs	51	40
8 yrs	54	42
10 yrs	57	44
12 yrs	60	46
14 yrs	63	48
16 yrs	66	50
S	69	52
M	71	54
L	73	56
XL	76	60
2XL	79	62
3XL	81	64
4XL	83	66
5XL	85	68
6XL	87	70
7XL	89	72

Polo T-Shirt

unisex

ICON

Back Length

Measured with the garment on a flat surface from the top collar seam to the edge of the garment.



Chest Size

Measured with the garment on a flat surface and from pit to pit.



Guidance

This guide is designed to help you choose what is best for you. Our bespoke garments are exactly that, however we aim to ensure all garments are true to the sizing within this guide. If you have any questions, please contact us here sales@iconsports.co.uk

Shower Jacket

unisex

ICON

Size	Back Length (CM)	Chest (CM)
4 yrs	48	40
6 yrs	51	42
8 yrs	55	44
10 yrs	57	46
12 yrs	60	48
14 yrs	66	50
16 yrs	70	54
S	72	56
M	74	58
L	76	60
XL	78	62
2XL	80	64
3XL	82	66
4XL	84	68
5XL	86	70
6XL	88	72

Back Length

Measured with the garment on a flat surface from the top collar seam to the edge of the garment.



Chest Size

Measured with the garment on a flat surface and from pit to pit.



Guidance

This guide is designed to help you choose what is best for you. Our bespoke garments are exactly that, however we aim to ensure all garments are true to the sizing within this guide. If you have any questions, please contact us here sales@iconsports.co.uk

Size	Back Length (CM)	Chest (CM)
2 yrs	46	36
4 yrs	48	38
6 yrs	51	40
8 yrs	54	42
10 yrs	57	44
12 yrs	60	46
14 yrs	63	48
16 yrs	66	50
S	69	52
M	71	54
L	73	56
XL	76	60
2XL	79	62
3XL	81	64
4XL	83	66
5XL	85	68
6XL	87	70
7XL	89	72
8XL	91	74

Long Sleeve T-Shirt

unisex

ICON

Back Length

Measured with the garment on a flat surface from the top collar seam to the edge of the garment.



Chest Size

Measured with the garment on a flat surface and from pit to pit.



Guidance

This guide is designed to help you choose what is best for you. Our bespoke garments are exactly that, however we aim to ensure all garments are true to the sizing within this guide. If you have any questions, please contact us here sales@iconsports.co.uk

Size	Back Length (CM)	Chest (CM)
2 yrs	46	36
4 yrs	48	38
6 yrs	51	40
8 yrs	54	42
10 yrs	57	44
12 yrs	60	46
14 yrs	63	48
16 yrs	66	50
S	69	52
M	71	54
L	73	56
XL	76	60
2XL	79	62
3XL	81	64
4XL	83	66
5XL	85	68
6XL	87	70
7XL	89	72
8XL	91	74

Short Sleeve T-Shirt

unisex

ICON

Back Length

Measured with the garment on a flat surface from the top collar seam to the edge of the garment.



Chest Size

Measured with the garment on a flat surface and from pit to pit.



Guidance

This guide is designed to help you choose what is best for you. Our bespoke garments are exactly that, however we aim to ensure all garments are true to the sizing within this guide. If you have any questions, please contact us here sales@iconsports.co.uk

Sleeveless T-Shirt

unisex

ICON

Size	Back Length (CM)	Chest (CM)
16 YRS	72	43
S	75	46
M	77	49
L	80	51
XL	82	54
2XL	84	57
3XL	86	60
4XL	88	63
5XL	90	66
6XL	92	69

Back Length

Measured with the garment on a flat surface from the top collar seam to the edge of the garment.

Chest Size

Measured with the garment on a flat surface and from pit to pit.



Guidance

This guide is designed to help you choose what is best for you. Our bespoke garments are exactly that, however we aim to ensure all garments are true to the sizing within this guide. If you have any questions, please contact us here sales@iconsports.co.uk

Size	Back Length (CM)	Chest (CM)
4 yrs	45	38
6 yrs	48	40
8 yrs	51	42
10 yrs	55	44
12 yrs	57	46
14 yrs	60	48
16 yrs	66	50
S	70	52
M	72	54
L	74	56
XL	76	58
2XL	78	60
3XL	80	62
4XL	82	64
5XL	84	66
6XL	86	68
7XL	88	70

Training Gilet

unisex

ICON

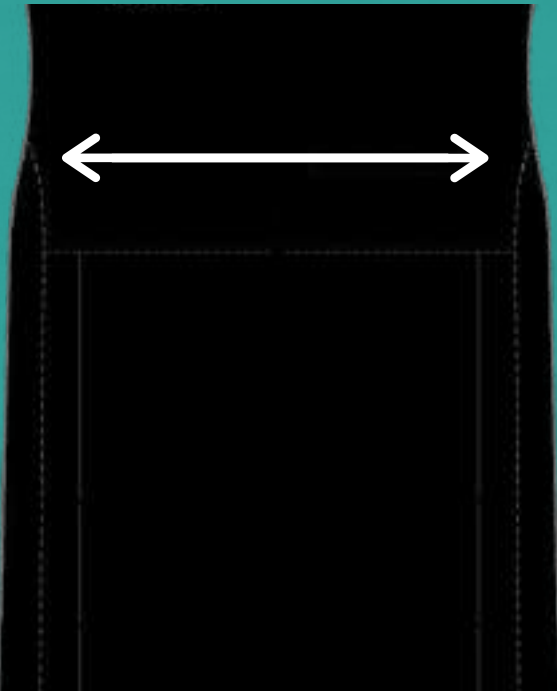
Back Length

Measured with the garment on a flat surface from the top collar seam to the edge of the garment.



Chest Size

Measured with the garment on a flat surface and from pit to pit.



Guidance

This guide is designed to help you choose what is best for you. Our bespoke garments are exactly that, however we aim to ensure all garments are true to the sizing within this guide. If you have any questions, please contact us here sales@iconsports.co.uk

Hybrid Match Sleeveless T-shirt

unisex

ICON

Size	Back Length (CM)	Chest (CM)
4 yrs	53	37
6 yrs	55	39
8 yrs	57	41
10 yrs	59	43
12 yrs	61	45
14 yrs	63	47
16 yrs	65	49
S	67	52
M	69	54
L	71	57
XL	73	60
2XL	75	62
3XL	77	64
4XL	79	67
5XL	81	69
6XL	83	71

Back Length

Measured with the garment on a flat surface from the top collar seam to the edge of the garment.



Chest Size

Measured with the garment on a flat surface and from pit to pit.



Guidance

This guide is designed to help you choose what is best for you. Our bespoke garments are exactly that, however we aim to ensure all garments are true to the sizing within this guide. If you have any questions, please contact us here sales@iconsports.co.uk

Lifestyle Hoodie

Ladies

ICON

Size	Back Length (CM)	Chest (CM)
2 yrs / 3XS	55	45
4 yrs / 2XS	57	47
6 yrs / XS	59	49
8 / S	61	51
10 / M	63	52
12 / L	65	54
14 / XL	67	56
16 / 2XL	69	58
18 / 3XL	71	60
20 / 4XL	73	62
22 / 5XL	75	64
24 / 6XL	77	66
26 / 7XL	79	68
28 / 8XL	81	70

Back Length

Measured with the garment on a flat surface from the top collar seam to the edge of the garment.



Chest Size

Measured with the garment on a flat surface and from pit to pit.



Guidance

This guide is designed to help you choose what is best for you. Our bespoke garments are exactly that, however we aim to ensure all garments are true to the sizing within this guide. If you have any questions, please contact us here sales@iconsports.co.uk

Lifestyle Hoodie

Mens & Kids

ICON

Size	Back Length (CM)	Chest (CM)
10 yrs	55	45
12 yrs	57	47
14 yrs	59	49
16 yrs	61	51
S	63	52
M	65	54
L	67	56
XL	69	58
2XL	71	60
3XL	73	62
4XL	75	64
5XL	77	66
6XL	79	68
7XL	81	70

Back Length

Measured with the garment on a flat surface from the top collar seam to the edge of the garment.



Chest Size

Measured with the garment on a flat surface and from pit to pit.



Guidance

This guide is designed to help you choose what is best for you. Our bespoke garments are exactly that, however we aim to ensure all garments are true to the sizing within this guide. If you have any questions, please contact us here sales@iconsports.co.uk

Lifestyle Midlayer

unisex

ICON

Size	Back Length (CM)	Chest (CM)
6 / 6XS	61	40
8 / 5XS	63	42
10 / 4XS	65	44
12 / 3XS	67	46
14 / 2XS	69	48
16 / XS	72	50
S	74	52
M	76	54
L	78	56
XL	80	58
2XL	82	60
3XL	84	62

Back Length

Measured with the garment on a flat surface from the top collar seam to the edge of the garment.



Chest Size

Measured with the garment on a flat surface and from pit to pit.



Guidance

This guide is designed to help you choose what is best for you. Our bespoke garments are exactly that, however we aim to ensure all garments are true to the sizing within this guide. If you have any questions, please contact us here sales@iconsports.co.uk

Lifestyle Sweatshirt

Unisex

ICON

Size	Back Length (CM)	Chest (CM)
4 yrs	42	36
6 yrs	45	38
8 yrs	47	40
10 yrs	51	42
12 yrs	55	44
14 yrs	57	46
16 yrs	60	47
S	64	50
M	67	54
L	69	56
XL	71	57
2XL	73	59
3XL	75	61
4XL	77	64
5XL	79	66
6XL	81	68

Back Length

Measured with the garment on a flat surface from the top of the waist band to the edge of the garment leg.



Chest Size

Measured with the garment on a flat surface and from pit to pit.



Guidance

This guide is designed to help you choose what is best for you. Our bespoke garments are exactly that, however we aim to ensure all garments are true to the sizing within this guide. If you have any questions, please contact us here sales@iconsports.co.uk

Lightweight Midlayer CS

unisex

ICON

Size	Back Length (CM)	Chest (CM)
6 / 6XS	61	40
8 / 5XS	63	42
10 / 4XS	65	44
12 / 3XS	67	46
14 / 2XS	69	48
16 / XS	72	50
S	74	52
M	76	54
L	78	56
XL	80	58
2XL	82	60
3XL	84	62

Back Length

Measured with the garment on a flat surface from the top collar seam to the edge of the garment.



Chest Size

Measured with the garment on a flat surface and from pit to pit.



Guidance

This guide is designed to help you choose what is best for you. Our bespoke garments are exactly that, however we aim to ensure all garments are true to the sizing within this guide. If you have any questions, please contact us here sales@iconsports.co.uk

Performance Skinny Fit Track Pant


unisex

ICON

Size	Waist (CM)	Length (CM)
2 yrs	21	65
4 yrs	23	70
6 yrs	25	75
8 yrs	27	80
10 yrs	29	85
12 yrs	31	88
14 yrs	33	92
16 yrs	35	95
S	36	97
M	37	99
L	38	101
XL	39	103
2XL	40	105
3XL	41	107


Length

Measured with the garment on a flat surface from the top waist band seam to the end of the garment leg.



Waist

Measured with the garment on a flat surface and from edge to edge.



Guidance

This guide is designed to help you choose what is best for you. Our bespoke garments are exactly that, however we aim to ensure all garments are true to the sizing within this guide. If you have any questions, please contact us here sales@iconsports.co.uk

Performance Skinny Fit X Track Pant


unisex

ICON

Size	Waist (CM)	Length (CM)
2 yrs	21	73
4 yrs	23	78
6 yrs	25	83
8 yrs	27	88
10 yrs	29	92
12 yrs	31	96
14 yrs	33	100
16 yrs	35	103
S	36	105
M	37	107
L	38	109
XL	39	111
2XL	40	113
3XL	41	115

Length

Measured with the garment on a flat surface from the top waist band seam to the end of the garment leg.



Waist

Measured with the garment on a flat surface and from edge to edge.



Guidance

This guide is designed to help you choose what is best for you. Our bespoke garments are exactly that, however we aim to ensure all garments are true to the sizing within this guide. If you have any questions, please contact us here sales@iconsports.co.uk

Performance Slim Fit Track Pant


unisex

ICON
SPORTS

Size	Waist (CM)	Length (CM)
6 yrs	21	72
8 yrs	23	77
10 yrs	25	81
12 yrs	27	86
14 yrs	29	91
16 yrs	31	96
S	40	98
M	42	100
L	44	102
XL	46	104
2XL	48	106
3XL	50	108


Length

Measured with the garment on a flat surface from the top waist band seam to the end of the garment leg.



Waist

Measured with the garment on a flat surface and from edge to edge.



Guidance

This guide is designed to help you choose what is best for you. Our bespoke garments are exactly that, however we aim to ensure all garments are true to the sizing within this guide. If you have any questions, please contact us here sales@iconsports.co.uk

Performance Slim Fit X Track Pant


unisex

ICON

Size	Waist (CM)	Length (CM)
6 yrs	21	80
8 yrs	23	85
10 yrs	25	89
12 yrs	27	94
14 yrs	29	99
16 yrs	31	104
S	40	106
M	42	108
L	44	110
XL	46	112
2XL	48	114
3XL	50	116

Length

Measured with the garment on a flat surface from the top waist band seam to the end of the garment leg.



Waist

Measured with the garment on a flat surface and from edge to edge.



Guidance

This guide is designed to help you choose what is best for you. Our bespoke garments are exactly that, however we aim to ensure all garments are true to the sizing within this guide. If you have any questions, please contact us here sales@iconsports.co.uk

Performance Training Short

unisex

ICON

Size	Length (CM)	Waist (CM)
8 yrs	30	30
10 yrs	32	32
12 yrs	34	32
14 yrs	35	32
16 yrs	37	34
S	39	36
M	41	38
L	43	41
XL	45	42
2XL	47	43
3XL	49	44

Length

Measured with the garment on a flat surface from the top of the waist band to the end of the garment.



Waist

Measured with the garment on a flat surface and from edge to edge.



Guidance

This guide is designed to help you choose what is best for you. Our bespoke garments are exactly that, however we aim to ensure all garments are true to the sizing within this guide. If you have any questions, please contact us here sales@iconsports.co.uk

Pro Performance Hoodie

unisex

ICON

Size	Back Length (CM)	Chest (CM)
4 yrs	45	38
6 yrs	48	40
8 yrs	51	42
10 yrs	55	44
12 yrs	57	46
14 yrs	60	48
16 yrs	66	50
S	70	54
M	72	56
L	74	58
XL	76	60
2XL	78	62
3XL	80	64
4XL	82	66
5XL	84	68
6XL	86	70
7XL	88	72

Back Length

Measured with the garment on a flat surface from the top collar seam to the edge of the garment.



Chest Size

Measured with the garment on a flat surface and from pit to pit.



Guidance

This guide is designed to help you choose what is best for you. Our bespoke garments are exactly that, however we aim to ensure all garments are true to the sizing within this guide. If you have any questions, please contact us here sales@iconsports.co.uk

Pro Performance Hybrid Jacket

unisex

ICON

Size	Back Length (CM)	Chest (CM)
16 yrs / XS	69	49
S	71	51
M	72.5	54
L	74	57
XL	76	59
2XL	78	61
3XL	80	63
4XL	82	65
5XL	84	67
6XL	86	69

Back Length

Measured with the garment on a flat surface from the top collar seam to the edge of the garment.



Chest Size

Measured with the garment on a flat surface and from pit to pit.



Guidance

This guide is designed to help you choose what is best for you. Our bespoke garments are exactly that, however we aim to ensure all garments are true to the sizing within this guide. If you have any questions, please contact us here sales@iconsports.co.uk

Size	Back Length (CM)	Chest (CM)
2 yrs	49	29
4 yrs	53	32
6 yrs	57	35
8 yrs	61	38
10 yrs	65	41
12 yrs	69	44
14 yrs	70	46
16 yrs	72	48
S	74	50
M	76	54
L	78	56
XL	80	58
2XL	82	60
3XL	84	64
4XL	86	66
5XL	88	68
6XL	90	71
7XL	92	74

Pro Performance Polo

unisex

ICON

Back Length

Measured with the garment on a flat surface from the top collar seam to the edge of the garment.



Chest Size

Measured with the garment on a flat surface and from pit to pit.



Guidance

This guide is designed to help you choose what is best for you. Our bespoke garments are exactly that, however we aim to ensure all garments are true to the sizing within this guide. If you have any questions, please contact us here sales@iconsports.co.uk

Size	Back Length (CM)	Chest (CM)
4 yrs	48	40
6 yrs	51	42
8 yrs	55	44
10 yrs	57	46
12 yrs	60	48
14 yrs	66	50
16 yrs	70	54
S	72	56
M	74	58
L	76	60
XL	78	62
2XL	80	64
3XL	82	66
4XL	84	68
5XL	86	70
6XL	88	72

Pro Performance Rain Jacket

Full Zip

unisex

ICON

Back Length

Measured with the garment on a flat surface from the top collar seam to the edge of the garment.



Chest Size

Measured with the garment on a flat surface and from pit to pit.



Guidance

This guide is designed to help you choose what is best for you. Our bespoke garments are exactly that, however we aim to ensure all garments are true to the sizing within this guide. If you have any questions, please contact us here sales@iconsports.co.uk

Size	Back Length (CM)	Chest (CM)
4 yrs	48	40
6 yrs	51	42
8 yrs	55	44
10 yrs	57	46
12 yrs	60	48
14 yrs	66	50
16 yrs	70	54
S	72	56
M	74	58
L	76	60
XL	78	62
2XL	80	64
3XL	82	66
4XL	84	68
5XL	86	70
6XL	88	72

Pro Performance Rain Jacket

Half Zip

unisex

ICON

Back Length

Measured with the garment on a flat surface from the top collar seam to the edge of the garment.



Chest Size

Measured with the garment on a flat surface and from pit to pit.



Guidance

This guide is designed to help you choose what is best for you. Our bespoke garments are exactly that, however we aim to ensure all garments are true to the sizing within this guide. If you have any questions, please contact us here sales@iconsports.co.uk

Pro Performance Short

unisex

ICON

Size	Length (CM)	Waist (CM)
8 yrs	28	30
10 yrs	30	32
12 yrs	32	32
14 yrs	34	32
16 yrs	36	34
S	38	36
M	40	38
L	42	41
XL	44	42
2XL	46	43
3XL	48	44

Length

Measured with the garment on a flat surface from the top of the waist band to the end of the garment.



Waist

Measured with the garment on a flat surface and from edge to edge.



Guidance

This guide is designed to help you choose what is best for you. Our bespoke garments are exactly that, however we aim to ensure all garments are true to the sizing within this guide. If you have any questions, please contact us here sales@iconsports.co.uk

Size	Back Length (CM)	Chest (CM)
2 yrs	46	36
4 yrs	48	38
6 yrs	51	40
8 yrs	54	42
10 yrs	57	44
12 yrs	60	46
14 yrs	63	48
16 yrs	66	50
S	69	52
M	71	54
L	73	56
XL	76	60
2XL	79	62
3XL	81	64
4XL	83	66
5XL	85	68
6XL	87	70
7XL	89	72
8XL	91	74

Pro Performance T-Shirt

unisex

ICON

Back Length

Measured with the garment on a flat surface from the top collar seam to the edge of the garment.



Chest Size

Measured with the garment on a flat surface and from pit to pit.



Guidance

This guide is designed to help you choose what is best for you. Our bespoke garments are exactly that, however we aim to ensure all garments are true to the sizing within this guide. If you have any questions, please contact us here sales@iconsports.co.uk

Pro Skinny Track Pant


unisex

ICON

Size	Waist (CM)	Length (CM)
2 yrs	21	65
4 yrs	23	70
6 yrs	25	75
8 yrs	27	80
10 yrs	29	84
12 yrs	31	88
14 yrs	33	92
16 yrs	35	95
S	36	97
M	37	99
L	38	101
XL	39	103
2XL	40	105
3XL	41	107


Length

Measured with the garment on a flat surface from the top waist band seam to the end of the garment leg.



Waist

Measured with the garment on a flat surface and from edge to edge.



Guidance

This guide is designed to help you choose what is best for you. Our bespoke garments are exactly that, however we aim to ensure all garments are true to the sizing within this guide. If you have any questions, please contact us here sales@iconsports.co.uk

Pro X Skinny Track Pant


unisex

ICON

Size	Waist (CM)	Length (CM)
2 yrs	21	65
4 yrs	23	70
6 yrs	25	75
8 yrs	27	80
10 yrs	29	84
12 yrs	31	88
14 yrs	33	92
16 yrs	35	95
S	36	97
M	37	99
L	38	101
XL	39	103
2XL	40	105
3XL	41	107


Length

Measured with the garment on a flat surface from the top waist band seam to the end of the garment leg.



Waist

Measured with the garment on a flat surface and from edge to edge.



Guidance

This guide is designed to help you choose what is best for you. Our bespoke garments are exactly that, however we aim to ensure all garments are true to the sizing within this guide. If you have any questions, please contact us here sales@iconsports.co.uk

Robe Sports Jacket


unisex

ICON

Size	Back Length (CM)	Chest (CM)
16 yrs	118	63
S	121	66
M	124	69
L	127	72
XL	130	75
2XL	133	78
3XL	136	81
4XL	139	83
5XL	142	85
6XL	145	87

Back Length

Measured with the garment on a flat surface from the top collar seam to the edge of the garment.



Chest Size

Measured with the garment on a flat surface and from pit to pit.



Guidance

This guide is designed to help you choose what is best for you. Our bespoke garments are exactly that, however we aim to ensure all garments are true to the sizing within this guide. If you have any questions, please contact us here sales@iconsports.co.uk

Stadium Bench Coat

unisex

ICON

Size	Back Length (CM)	Chest (CM)
6 yrs	75	42
8 yrs	79	44
10 yrs	83	46
12 yrs	87	48
14 yrs	91	50
16 yrs	95	54
S	100	57
M	103	60
L	105	63
XL	107	66
2XL	109	69
3XL	111	72
4XL	113	75
5XL	116	78
6XL	118	81

Back Length

Measured with the garment on a flat surface from the top collar seam to the edge of the garment.

Chest Size

Measured with the garment on a flat surface and from pit to pit.



Guidance

This guide is designed to help you choose what is best for you. Our bespoke garments are exactly that, however we aim to ensure all garments are true to the sizing within this guide. If you have any questions, please contact us here sales@iconsports.co.uk

Stadium Sub Zero Jacket

unisex

ICON

Size	Back Length (CM)	Chest (CM)
2 XSB	54.5	39
XSB	56	41
SB	57.5	44
MB	59.5	48
LB	61	50
XLB	63	52
16 YRS	64	53
S	71	54
M	73	56
L	75	59
XL	77	61
2XL	79	65
3XL	81	67
4XL	83	69
5XL	85	71

Back Length

Measured with the garment on a flat surface from the top collar seam to the edge of the garment.



Chest Size

Measured with the garment on a flat surface and from pit to pit.



Guidance

This guide is designed to help you choose what is best for you. Our bespoke garments are exactly that, however we aim to ensure all garments are true to the sizing within this guide. If you have any questions, please contact us here sales@iconsports.co.uk

Stadium Track Pant


unisex

ICON

Size	Waist (CM)	Length (CM)
4 yrs	23	70
6 yrs	25	75
8 yrs	27	80
10 yrs	29	85
12 yrs	31	90
14 yrs	33	95
16 yrs	36	100
S	38	103
M	40	106
L	42	109
XL	44	112
2XL	46	115
3XL	48	118
4XL	50	121
5XL	52	124
6XL	54	127

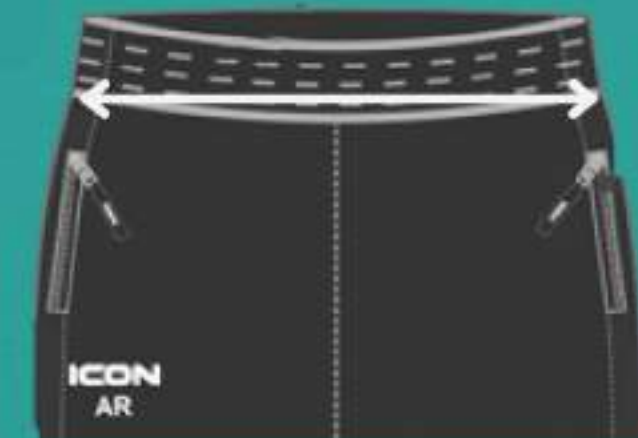
Length

Measured with the garment on a flat surface from the top waist band seam to the end of the garment leg.



Waist

Measured with the garment on a flat surface and from edge to edge.



Guidance

This guide is designed to help you choose what is best for you. Our bespoke garments are exactly that, however we aim to ensure all garments are true to the sizing within this guide. If you have any questions, please contact us here sales@iconsports.co.uk

Stadium Tracksuit Jacket

unisex

ICON

Size	Back Length (CM)	Chest (CM)
4 yrs	48	40
6 yrs	51	42
8 yrs	55	44
10 yrs	57	46
12 yrs	60	48
14 yrs	66	50
16 yrs	70	54
S	72	56
M	74	58
L	76	60
XL	78	62
2XL	80	64
3XL	82	66
4XL	84	68
5XL	86	70

Back Length

Measured with the garment on a flat surface from the top collar seam to the edge of the garment.



Chest Size

Measured with the garment on a flat surface and from pit to pit.



Guidance

This guide is designed to help you choose what is best for you. Our bespoke garments are exactly that, however we aim to ensure all garments are true to the sizing within this guide. If you have any questions, please contact us here sales@iconsports.co.uk

Stadium X Track Pant

unisex

ICON

Size	Waist (CM)	Length (CM)
4 yrs	23	70
6 yrs	25	75
8 yrs	27	80
10 yrs	29	85
12 yrs	31	90
14 yrs	33	95
16 yrs	36	100
S	38	103
M	40	106
L	42	109
XL	44	112
2XL	46	115
3XL	48	118
4XL	50	121
5XL	52	124
6XL	54	127


Length

Measured with the garment on a flat surface from the top waist band seam to the end of the garment leg.



Waist

Measured with the garment on a flat surface and from edge to edge.



Guidance

This guide is designed to help you choose what is best for you. Our bespoke garments are exactly that, however we aim to ensure all garments are true to the sizing within this guide. If you have any questions, please contact us here sales@iconsports.co.uk

Tracksuit Jacket

ladies

Size	Back Length (CM)	Chest (CM)
6 XS	48	40
5 XS	51	42
4 XS	55	44
3 XS / 2	57	46
2 XS / 4	60	48
XS / 6	66	50
S / 8	70	54
10 / M	72	56
12 / L	74	58
14 / XL	76	60
16 / 2XL	78	62
18 / 3XL	80	64
20 / 4XL	82	66
22 / 5XL	84	68
24 / 6XL	86	70
26 / 7XL	88	72

Back Length

Measured with the garment on a flat surface from the top collar seam to the edge of the garment.



Chest Size

Measured with the garment on a flat surface and from pit to pit.



Guidance

This guide is designed to help you choose what is best for you. Our bespoke garments are exactly that, however we aim to ensure all garments are true to the sizing within this guide. If you have any questions, please contact us here sales@iconsports.co.uk

Varsity Hoodie

unisex

ICON

Size	Back Length (CM)	Chest (CM)
4 yrs	45	38
6 yrs	48	40
8 yrs	51	42
10 yrs	55	44
12 yrs	57	46
14 yrs	60	48
16 yrs	66	50
S	70	54
M	72	56
L	74	58
XL	76	60
2XL	78	62
3XL	80	64
4XL	82	66
5XL	84	68
6XL	86	70
7XL	88	72

Back Length

Measured with the garment on a flat surface from the top collar seam to the edge of the garment.



Chest Size

Measured with the garment on a flat surface and from pit to pit.



Guidance

This guide is designed to help you choose what is best for you. Our bespoke garments are exactly that, however we aim to ensure all garments are true to the sizing within this guide. If you have any questions, please contact us here sales@iconsports.co.uk

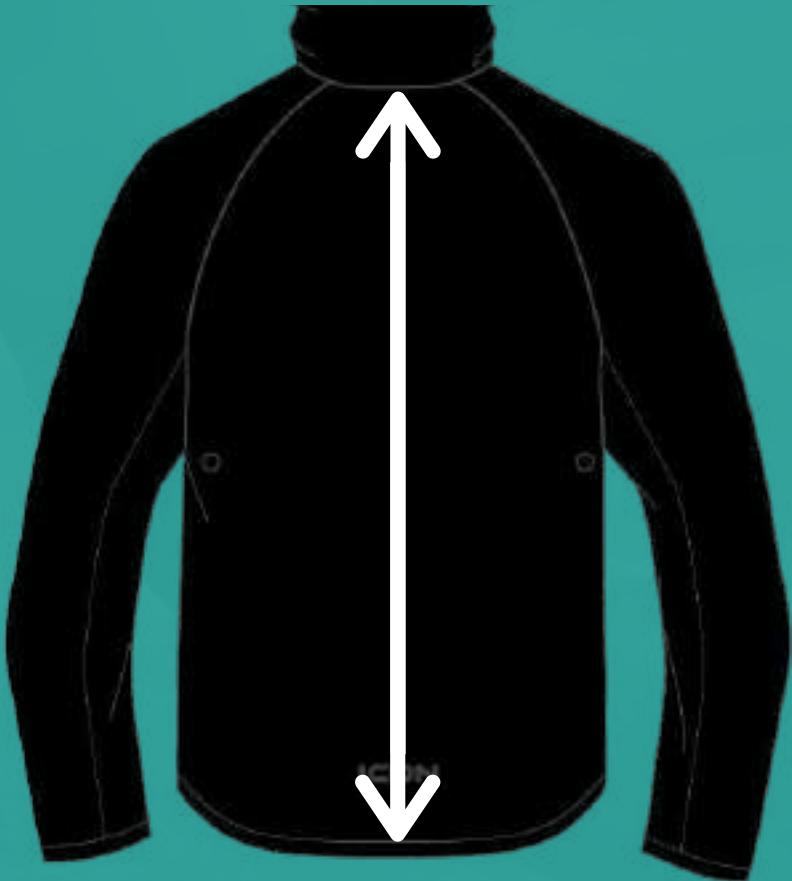
Active Stretch Soft Shell Jacket

unisex

ICON

Size	Back Length (CM)	Chest (CM)
XS/16	68	52
S	71	54
M	73	56
L	75	58
XL	77	60
2XL	79	62
3XL	81	64
4XL	83	66
5XL	85	68
6XL	87	70
7XL	90	72

Back Length
Measured with the garment on a flat surface from the top collar seam to the edge of the garment.



Chest Size
Measured with the garment on a flat surface and from pit to pit.



Guidance
This guide is designed to help you choose what is best for you. Our bespoke garments are exactly that, however we aim to ensure all garments are true to the sizing within this guide. If you have any questions, please contact us here sales@iconsports.co.uk

Pro Performance Gilet

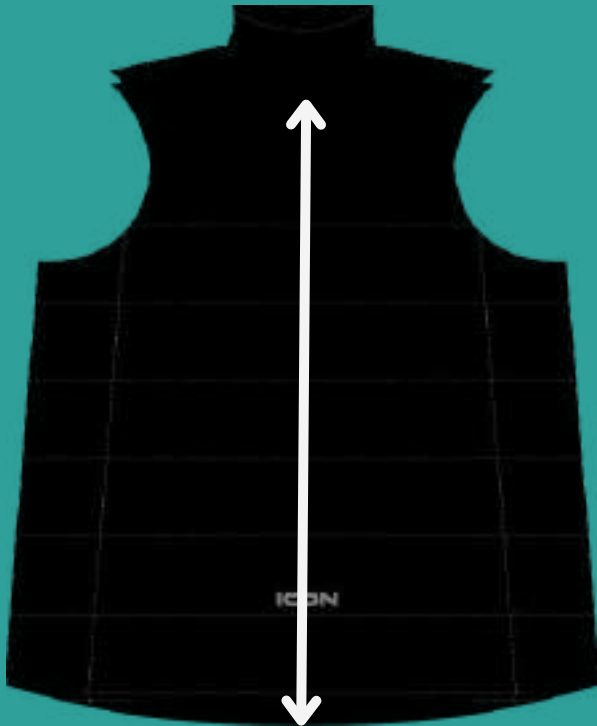
unisex



Size	Back Length (CM)	Chest (CM)
16 yrs / XS	63	54
S	65	56
M	67	58
L	69	60
XL	71	62
2XL	73	64

Back Length

Measured with the garment on a flat surface from the top collar seam to the edge of the garment.



Chest Size

Measured with the garment on a flat surface and from pit to pit.



Guidance

This guide is designed to help you choose what is best for you. Our bespoke garments are exactly that, however we aim to ensure all garments are true to the sizing within this guide. If you have any questions, please contact us here sales@iconsports.co.uk

Training Singlet

unisex

ICON

Size	Back Length (CM)	Chest (CM)
16 YRS	67	51
S	69	53
M	71	55
L	73	58
XL	75	60
2XL	77	62

Back Length

Measured with the garment on a flat surface from the top collar seam to the edge of the garment.

Chest Size

Measured with the garment on a flat surface and from pit to pit.



Guidance

This guide is designed to help you choose what is best for you. Our bespoke garments are exactly that, however we aim to ensure all garments are true to the sizing within this guide. If you have any questions, please contact us here sales@iconsports.co.uk

Basketball - Edge Reverse Short

mens & womens

ICON

Mens			Womens	
Size	Side Length (CM)	Waist (CM)	Side Length (CM)	Waist (CM)
16 yrs / 6 / XS	44	30	38.5	28
8 / S	46	32	40	30
10 / M	48	34	41.5	32
12 / L	50	36	43	34
14 / XL	52	38	44	36
16 / 2XL	53	40	45	38
18 / 3XL	54	42	46	40
20			47	42

Waist

Measured with the garment on a flat surface and from edge to edge.

Side Length

Measured with the garment on a flat surface from the top waist band seam to the end of the garment leg.



Guidance

This guide is designed to help you choose what is best for you. Our bespoke garments are exactly that, however we aim to ensure all garments are true to the sizing within this guide. If you have any questions, please contact us here sales@iconsports.co.uk

Basketball - Edge Reverse Vest

mens | womens | childrens



	Children		Mens		Womens	
Size	Back Length (CM)	Chest (CM)	Back Length (CM)	Chest (CM)	Back Length (CM)	Chest (CM)
4 yrs	58	37				
6 yrs	61	40				
8 yrs	64	43				
10 yrs	67	46				
12 yrs	70	48				
14 yrs	73	51				
16 yrs / 6 / XS			73	53	66	46
8 / S			75	55	68	48
10 / M			77	58	70	50
12 / L			79	60	72	52
14 / XL			81	62	74	54
16 / 2XL			83	65	76	56
18 / 3XL			85	68	78	58
20					80	60

Back Length

Measured with the garment on a flat surface from the top waist band seam to the end of the garment leg.



Chest Size

Measured with the garment on a flat surface and from pit to pit.



Guidance

This guide is designed to help you choose what is best for you. Our bespoke garments are exactly that, however we aim to ensure all garments are true to the sizing within this guide. If you have any questions, please contact us here sales@iconsports.co.uk

Basketball - Fury+ Reverse Short

ICON

mens & womens

	Mens		Womens	
Size	Side Length (CM)	Waist (CM)	Side Length (CM)	Waist (CM)
16 yrs / 6 / XS	44	30	38.5	28
8 / S	46	32	40	30
10 / M	48	34	41.5	32
12 / L	50	36	43	34
14 / XL	52	38	44	36
16 / 2XL	53	40	45	38
18 / 3XL	54	42	46	40
20			47	42

Side Length

Measured with the garment on a flat surface from the top waist band seam to the end of the garment leg.

Waist

Measured with the garment on a flat surface and from edge to edge.



Guidance

This guide is designed to help you choose what is best for you. Our bespoke garments are exactly that, however we aim to ensure all garments are true to the sizing within this guide. If you have any questions, please contact us here sales@iconsports.co.uk

Basketball - Fury+ Reverse Vest

mens | womens | childrens

ICON

	Children		Mens		Womens	
Size	Back Length (CM)	Chest (CM)	Back Length (CM)	Chest (CM)	Back Length (CM)	Chest (CM)
4 yrs	58	37				
6 yrs	61	40				
8 yrs	64	43				
10 yrs	67	46				
12 yrs	70	48				
14 yrs	73	51				
16 yrs / 6 / XS			73	53	66	46
8 / S			75	55	68	48
10 / M			77	58	70	50
12 / L			79	60	72	52
14 / XL			81	62	74	54
16 / 2XL			83	65	76	56
18 / 3XL			85	68	78	58
20					80	60

Back Length

Measured with the garment on a flat surface from the top waist band seam to the end of the garment leg.



Chest Size

Measured with the garment on a flat surface and from pit to pit.



Guidance

This guide is designed to help you choose what is best for you. Our bespoke garments are exactly that, however we aim to ensure all garments are true to the sizing within this guide. If you have any questions, please contact us here sales@iconsports.co.uk

Basketball - Shooter Short

mens & womens



	Mens		Womens	
Size	Side Length (CM)	Waist (CM)	Side Length (CM)	Waist (CM)
16 yrs / 6 / XS	44	30	38.5	28
8 / S	46	32	40	30
10 / M	48	34	41.5	32
12 / L	50	36	43	34
14 / XL	52	38	44	36
16 / 2XL	53	40	45	38
18 / 3XL	54	42	46	40
20			47	42

Side Length
 Measured with the garment on a flat surface from the top waist band seam to the end of the garment leg.

Waist
 Measured with the garment on a flat surface and from edge to edge.



Guidance
 This guide is designed to help you choose what is best for you. Our bespoke garments are exactly that, however we aim to ensure all garments are true to the sizing within this guide. If you have any questions, please contact us here sales@iconsports.co.uk

Basketball - Shooter Vest

mens | womens | childrens



Size	Children		Mens		Womens	
	Back Length (CM)	Chest (CM)	Back Length (CM)	Chest (CM)	Back Length (CM)	Chest (CM)
4 yrs	58	37				
6 yrs	61	40				
8 yrs	64	43				
10 yrs	67	46				
12 yrs	70	48				
14 yrs	73	51				
16 yrs / 6 / XS			73	53	66	46
8 / S			75	55	68	48
10 / M			77	58	70	50
12 / L			79	60	72	52
14 / XL			81	62	74	54
16 / 2XL			83	65	76	56
18 / 3XL			85	68	78	58
20					80	60

Back Length
 Measured with the garment on a flat surface from the top waist band seam to the end of the garment leg.

Chest Size
 Measured with the garment on a flat surface and from pit to pit.

Guidance
 This guide is designed to help you choose what is best for you. Our bespoke garments are exactly that, however we aim to ensure all garments are true to the sizing within this guide. If you have any questions, please contact us here sales@iconsports.co.uk



Basketball - Shooter+ Rvrse Short **ICON**

mens & womens

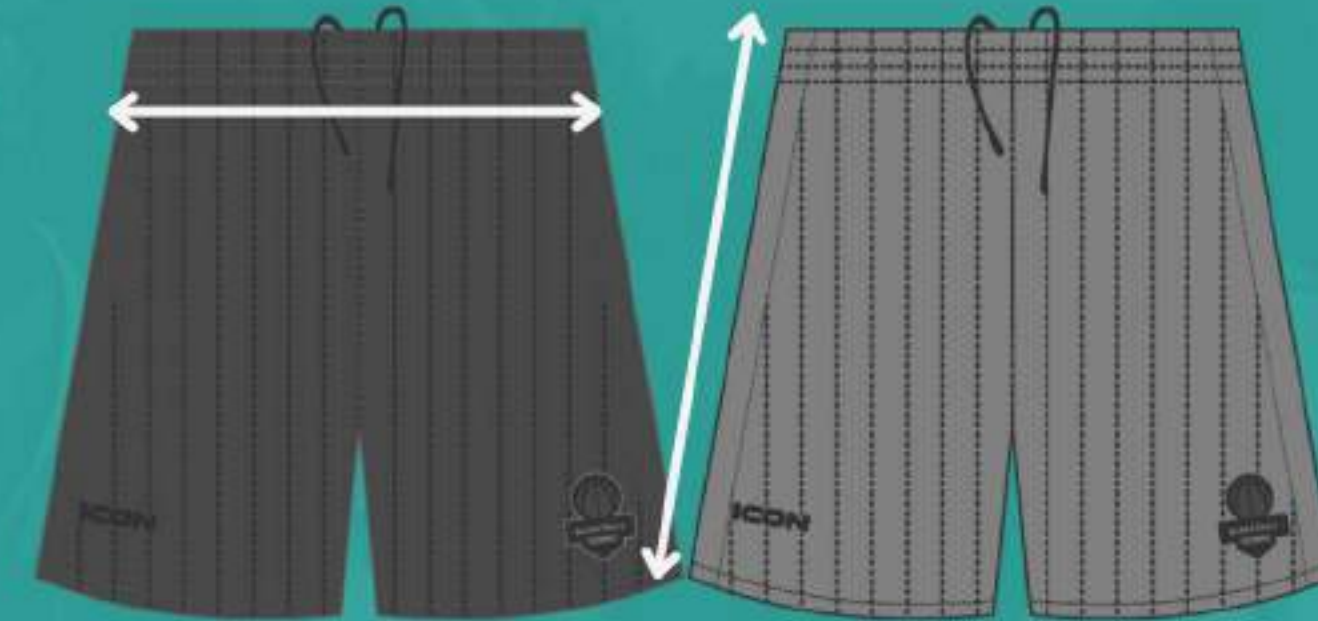
Size	Mens		Womens	
	Side Length (CM)	Waist (CM)	Side Length (CM)	Waist (CM)
16 yrs / 6 / XS	44	30	38.5	28
8 / S	46	32	40	30
10 / M	48	34	41.5	32
12 / L	50	36	43	34
14 / XL	52	38	44	36
16 / 2XL	53	40	45	38
18 / 3XL	54	42	46	40
20			47	42

Waist

Measured with the garment on a flat surface and from edge to edge.

Side Length

Measured with the garment on a flat surface from the top waist band seam to the end of the garment leg.



Guidance

This guide is designed to help you choose what is best for you. Our bespoke garments are exactly that, however we aim to ensure all garments are true to the sizing within this guide. If you have any questions, please contact us here sales@iconsports.co.uk

Basketball - Shooter+ Rvrse Vest

ICON

mens | womens | childrens

Children			Mens		Womens	
Size	Back Length (CM)	Chest (CM)	Back Length (CM)	Chest (CM)	Back Length (CM)	Chest (CM)
4 yrs	58	37				
6 yrs	61	40				
8 yrs	64	43				
10 yrs	67	46				
12 yrs	70	48				
14 yrs	73	51				
16 yrs / 6 / XS			73	53	66	46
8 / S			75	55	68	48
10 / M			77	58	70	50
12 / L			79	60	72	52
14 / XL			81	62	74	54
16 / 2XL			83	65	76	56
18 / 3XL			85	68	78	58
20						

Back Length

Measured with the garment on a flat surface from the top waist band seam to the end of the garment leg.



Chest Size

Measured with the garment on a flat surface and from pit to pit.



Guidance

This guide is designed to help you choose what is best for you. Our bespoke garments are exactly that, however we aim to ensure all garments are true to the sizing within this guide. If you have any questions, please contact us here sales@iconsports.co.uk

Basketball - Storm+ Rvrse Short

mens & womens

ICON

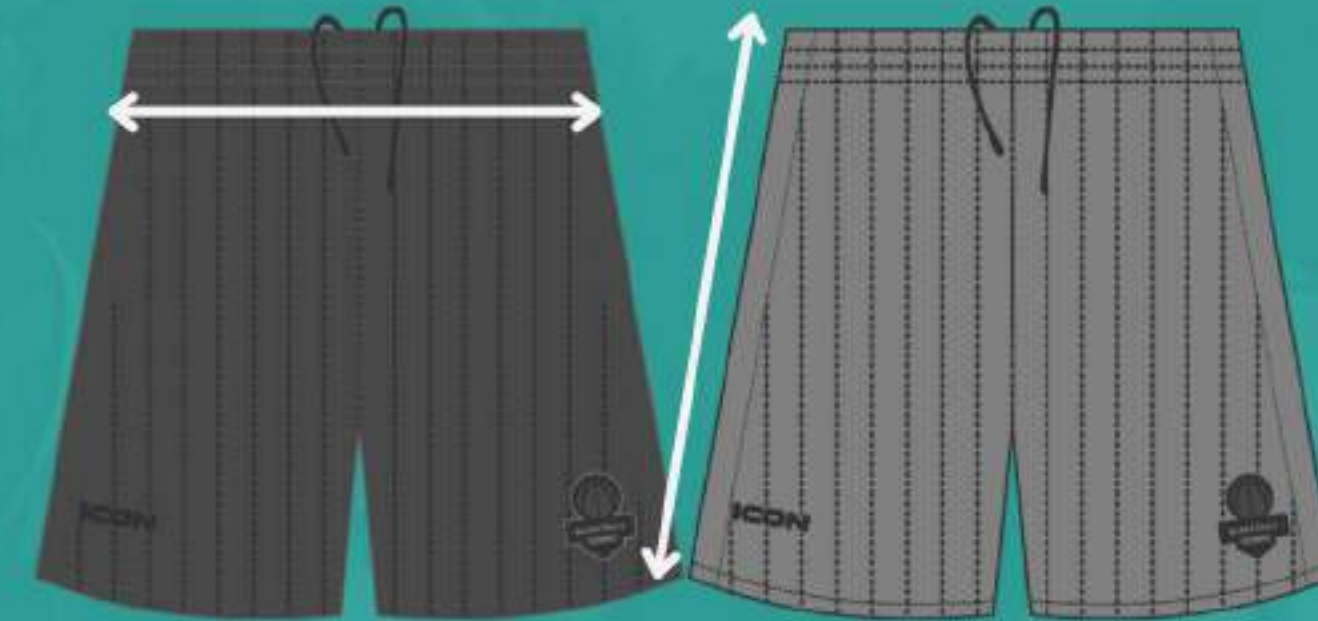
Mens		Womens		
Size	Side Length (CM)	Waist (CM)	Side Length (CM)	Waist (CM)
16 yrs / 6 / XS	44	30	38.5	28
8 / S	46	32	40	30
10 / M	48	34	41.5	32
12 / L	50	36	43	34
14 / XL	52	38	44	36
16 / 2XL	53	40	45	38
18 / 3XL	54	42	46	40
20			47	42

Waist

Measured with the garment on a flat surface and from edge to edge.

Side Length

Measured with the garment on a flat surface from the top waist band seam to the end of the garment leg.



Guidance

This guide is designed to help you choose what is best for you. Our bespoke garments are exactly that, however we aim to ensure all garments are true to the sizing within this guide. If you have any questions, please contact us here sales@iconsports.co.uk

Basketball - Storm Short

mens & womens



	Mens		Womens	
Size	Side Length (CM)	Waist (CM)	Side Length (CM)	Waist (CM)
16 yrs / 6 / XS	44	30	38.5	28
8 / S	46	32	40	30
10 / M	48	34	41.5	32
12 / L	50	36	43	34
14 / XL	52	38	44	36
16 / 2XL	53	40	45	38
18 / 3XL	54	42	46	40
20			47	42

Side Length

Measured with the garment on a flat surface from the top waist band seam to the end of the garment leg.

Waist

Measured with the garment on a flat surface and from edge to edge.



Guidance

This guide is designed to help you choose what is best for you. Our bespoke garments are exactly that, however we aim to ensure all garments are true to the sizing within this guide. If you have any questions, please contact us here sales@iconsports.co.uk

Basketball - Storm Vest

mens | womens | childrens



	Children		Mens		Womens	
Size	Back Length (CM)	Chest (CM)	Back Length (CM)	Chest (CM)	Back Length (CM)	Chest (CM)
4 yrs	58	37				
6 yrs	61	40				
8 yrs	64	43				
10 yrs	67	46				
12 yrs	70	48				
14 yrs	73	51				
16 yrs / 6 / XS			73	53	66	46
8 / S			75	55	68	48
10 / M			77	58	70	50
12 / L			79	60	72	52
14 / XL			81	62	74	54
16 / 2XL			83	65	76	56
18 / 3XL			85	68	78	58
20					80	60

Back Length

Measured with the garment on a flat surface from the top waist band seam to the end of the garment leg.



Chest Size

Measured with the garment on a flat surface and from pit to pit.



Guidance

This guide is designed to help you choose what is best for you. Our bespoke garments are exactly that, however we aim to ensure all garments are true to the sizing within this guide. If you have any questions, please contact us here sales@iconsports.co.uk

Basketball - Storm+ Rvrse Vest

mens | womens | childrens



Children		Mens		Womens	
Size	Back Length (CM) Chest (CM)	Back Length (CM) Chest (CM)	Back Length (CM) Chest (CM)	Back Length (CM) Chest (CM)	Back Length (CM) Chest (CM)
4 yrs	58 37				
6 yrs	61 40				
8 yrs	64 43				
10 yrs	67 46				
12 yrs	70 48				
14 yrs	73 51				
16 yrs / 6 / XS		73	53	66	46
8 / S		75	55	68	48
10 / M		77	58	70	50
12 / L		79	60	72	52
14 / XL		81	62	74	54
16 / 2XL		83	65	76	56
18 / 3XL		85	68	78	58
20				80	60

Chest Size

Measured with the garment on a flat surface and from pit to pit.

Back Length

Measured with the garment on a flat surface from the top waist band seam to the end of the garment leg.



Guidance

This guide is designed to help you choose what is best for you. Our bespoke garments are exactly that, however we aim to ensure all garments are true to the sizing within this guide. If you have any questions, please contact us here sales@iconsports.co.uk

Size	Back Length (CM)	Chest (CM)
2 yrs	46	36
4 yrs	48	38
6 yrs	51	40
8 yrs	54	42
10 yrs	57	44
12 yrs	60	46
14 yrs	63	48
16 yrs	66	50
S	69	52
M	71	54
L	73	56
XL	76	60
2XL	79	62
3XL	81	64
4XL	83	66
5XL	85	68
6XL	87	70
7XL	89	72

Umpire Polo T-Shirt

unisex / long sleeve



Back Length

Measured with the garment on a flat surface from the top collar seam to the edge of the garment.



Chest Size

Measured with the garment on a flat surface and from pit to pit.



Guidance

This guide is designed to help you choose what is best for you. Our bespoke garments are exactly that, however we aim to ensure all garments are true to the sizing within this guide. If you have any questions, please contact us here sales@iconsports.co.uk

Test Reversible Umpire Jacket

unisex

ICON

Size	Chest (CM)	Length (CM)
XS / 16	58	79
S	60	81
M	62	83
L	64	85
XL	66	87
2XL	68	89
3XL	70	91
4XL	72	93
5XL	74	95
6XL	76	97
7XL	78	99

Back Length

Measured with the garment on a flat surface from the top collar seam to the edge of the garment.



Chest Size

Measured with the garment on a flat surface and from pit to pit.



Guidance

This guide is designed to help you choose what is best for you. Our bespoke garments are exactly that, however we aim to ensure all garments are true to the sizing within this guide. If you have any questions, please contact us here sales@iconsports.co.uk

Academy Cricket Trouser


unisex

ICON

Size	Waist (CM)	Length (CM)
4b	23	70
6b	25	75
8b	27	80
10b	29	85
12b	31	90
14b	33	95
16b	36	100
S	38	103
M	40	106
L	42	109
XL	44	112
2XL	46	115
3XL	48	118
4XL	50	121
5XL	52	124
6XL	54	127


length

Measured with the garment on a flat surface and starting on the outside seam from the top waist band seam to the end of the garment leg.



Waist

Measured with the garment on a flat surface and from edge to edge.



Guidance

This guide is designed to help you choose what is best for you. Our bespoke garments are exactly that, however we aim to ensure all garments are true to the sizing within this guide. If you have any questions, please contact us here sales@iconsports.co.uk

Academy Slipover

unisex

ICON

Size	Chest (CM)	Length (CM)
4	40	56
6	42	58
8	44	60
10	46	62
12	48	64
14	50	66
16	52	68
S	54	73
M	56	75
L	58	77
XL	60	79
2XL	62	81
3XL	64	83
4XL	66	85
5XL	68	87
6XL	70	89
7XL	72	91

Back Length

Measured with the garment on a flat surface from the top collar seam to the edge of the garment.



Chest Size

Measured with the garment on a flat surface and from pit to pit.



Guidance

This guide is designed to help you choose what is best for you. Our bespoke garments are exactly that, however we aim to ensure all garments are true to the sizing within this guide. If you have any questions, please contact us here sales@iconsports.co.uk

Academy Sweater

unisex

ICON

Size	Chest (CM)	Length (CM)
10	32	63
12	36	65
14	40	67
16	44	69
S	48	71
M	52	73
L	56	75
XL	60	77
2XL	64	79
3XL	67	81
4XL	70	83

Back Length

Measured with the garment on a flat surface from the top collar seam to the edge of the garment.



Chest Size

Measured with the garment on a flat surface and from pit to pit.



Guidance

This guide is designed to help you choose what is best for you. Our bespoke garments are exactly that, however we aim to ensure all garments are true to the sizing within this guide. If you have any questions, please contact us here sales@iconsports.co.uk

Academy+ Cricket Trouser


unisex

ICON

Size	Waist (CM)	Length (CM)
10 yrs	25	90
12 yrs	26	94
14 yrs	28	96
16 yrs	30	100
S	32	103
M	34	105
L	36	107
XL	38	109
2XL	40	111
3XL	42	113
4XL	44	115
5XL	46	117


length

Measured with the garment on a flat surface and starting on the outside seam from the top waist band seam to the end of the garment leg.



Waist

Measured with the garment on a flat surface and from edge to edge.



Guidance

This guide is designed to help you choose what is best for you. Our bespoke garments are exactly that, however we aim to ensure all garments are true to the sizing within this guide. If you have any questions, please contact us here sales@iconsports.co.uk

CJLS Reverse Sublimated

unisex

ICON

Size	Chest (CM)	Length (CM)
4	40	56
6	42	58
8	44	60
10	46	62
12	48	64
14	50	66
16	52	68
S	54	73
M	56	75
L	58	77
XL	60	79
2XL	62	81
3XL	64	83
4XL	66	85
5XL	68	87
6XL	70	89
7XL	72	91

Back Length

Measured with the garment on a flat surface from the top collar seam to the edge of the garment.



Chest Size

Measured with the garment on a flat surface and from pit to pit.



Guidance

This guide is designed to help you choose what is best for you. Our bespoke garments are exactly that, however we aim to ensure all garments are true to the sizing within this guide. If you have any questions, please contact us here sales@iconsports.co.uk

Club Cricket Shirt

unisex | short sleeve

ICON

Size	Chest (CM)	Length (CM)
6	41	53
8	43	57
10	45	61
12	47	63
14	49	67
16/XS	50	68
S	51	72
M	53	74
L	55	78
XL	57	80
2XL	59	82
3XL	61	84
4XL	63	86

Back Length

Measured with the garment on a flat surface from the top collar seam to the edge of the garment.



Chest Size

Measured with the garment on a flat surface and from pit to pit.



Guidance

This guide is designed to help you choose what is best for you. Our bespoke garments are exactly that, however we aim to ensure all garments are true to the sizing within this guide. If you have any questions, please contact us here sales@iconsports.co.uk

Club Cricket Trousers


unisex

ICON

Size	Waist (CM)	Length (CM)
4b	23	70
6b	25	75
8b	27	80
10b	29	85
12b	31	90
14b	33	95
16b	36	100
S	38	103
M	40	106
L	42	109
XL	44	112
2XL	46	115
3XL	48	118
4XL	50	121
5XL	52	124
6XL	54	127

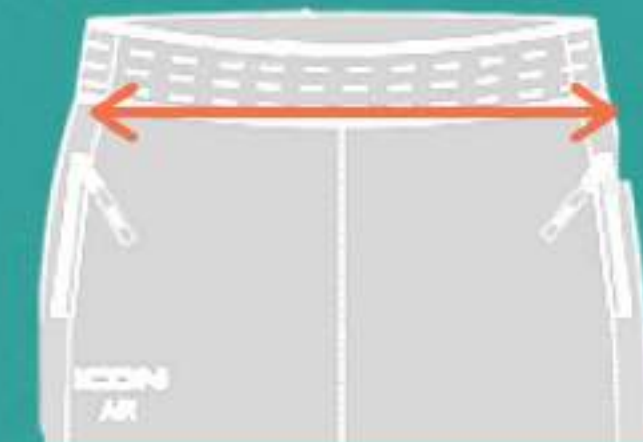
length

Measured with the garment on a flat surface and starting on the outside seam from the top waist band seam to the end of the garment leg.



Waist

Measured with the garment on a flat surface and from edge to edge.



Guidance

This guide is designed to help you choose what is best for you. Our bespoke garments are exactly that, however we aim to ensure all garments are true to the sizing within this guide. If you have any questions, please contact us here sales@iconsports.co.uk

Club Cricket T-Shirt

unisex | short & long sleeve

ICON

Size	Chest (CM)	Length (CM)
6	41	53
8	43	57
10	45	61
12	47	63
14	49	67
16/XS	50	68
S	51	72
M	53	74
L	55	78
XL	57	80
2XL	59	82
3XL	61	84
4XL	63	86

Back Length

Measured with the garment on a flat surface from the top collar seam to the edge of the garment.



Chest Size

Measured with the garment on a flat surface and from pit to pit.



Guidance

This guide is designed to help you choose what is best for you. Our bespoke garments are exactly that, however we aim to ensure all garments are true to the sizing within this guide. If you have any questions, please contact us here sales@iconsports.co.uk

Club Slipover

unisex

ICON

Size	Chest (CM)	Length (CM)
4	40	56
6	42	58
8	44	60
10	46	62
12	48	64
14	50	66
16	52	68
S	54	73
M	56	75
L	58	77
XL	60	79
2XL	62	81
3XL	64	83
4XL	66	85
5XL	68	87
6XL	70	89
7XL	72	91

Back Length

Measured with the garment on a flat surface from the top collar seam to the edge of the garment.



Chest Size

Measured with the garment on a flat surface and from pit to pit.



Guidance

This guide is designed to help you choose what is best for you. Our bespoke garments are exactly that, however we aim to ensure all garments are true to the sizing within this guide. If you have any questions, please contact us here sales@iconsports.co.uk

Long Sleeve Club

unisex

ICON

Size	Chest (CM)	Length (CM)
6	41	53
8	43	57
10	45	61
12	47	63
14	49	67
16/XS	50	68
S	51	72
M	53	74
L	55	78
XL	57	80
2XL	59	82
3XL	61	84
4XL	63	86

Back Length

Measured with the garment on a flat surface from the top collar seam to the edge of the garment.



Chest Size

Measured with the garment on a flat surface and from pit to pit.



Guidance

This guide is designed to help you choose what is best for you. Our bespoke garments are exactly that, however we aim to ensure all garments are true to the sizing within this guide. If you have any questions, please contact us here sales@iconsports.co.uk

Size	Chest (CM)	Length (CM)
4	40	56
6	42	58
8	44	60
10	46	62
12	48	64
14	50	66
16	52	68
S	54	73
M	56	75
L	58	77
XL	60	79
2XL	62	81
3XL	64	83
4XL	66	85
5XL	68	87
6XL	70	89
7XL	72	91

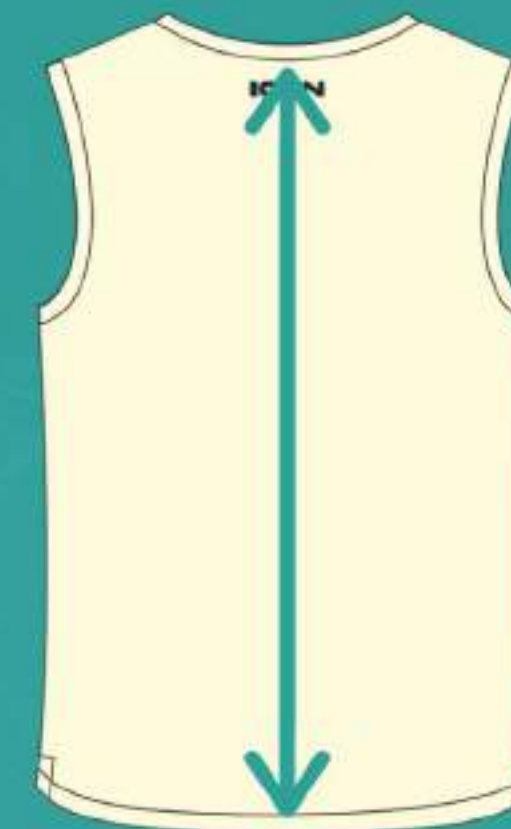
HS CLUB

unisex | short sleeve

ICON

Back Length

Measured with the garment on a flat surface from the top collar seam to the edge of the garment.



Chest Size

Measured with the garment on a flat surface and from pit to pit.



Guidance

This guide is designed to help you choose what is best for you. Our bespoke garments are exactly that, however we aim to ensure all garments are true to the sizing within this guide. If you have any questions, please contact us here sales@iconsports.co.uk

Club Sweater

unisex

ICON

Size	Chest (CM)	Length (CM)
4	40	56
6	42	58
8	44	60
10	46	62
12	48	64
14	50	66
16	52	68
S	54	73
M	56	75
L	58	77
XL	60	79
2XL	62	81
3XL	64	83
4XL	66	85
5XL	68	87
6XL	70	89
7XL	72	91

Back Length

Measured with the garment on a flat surface from the top collar seam to the edge of the garment.



Chest Size

Measured with the garment on a flat surface and from pit to pit.



Guidance

This guide is designed to help you choose what is best for you. Our bespoke garments are exactly that, however we aim to ensure all garments are true to the sizing within this guide. If you have any questions, please contact us here sales@iconsports.co.uk

Club+ Cricket T-Shirt

unisex | short & long sleeve

ICON

Size	Chest (CM)	Length (CM)
6	41	53
8	43	57
10	45	61
12	47	63
14	49	67
16/XS	50	68
S	51	72
M	53	74
L	55	78
XL	57	80
2XL	59	82
3XL	61	84
4XL	63	86

Back Length

Measured with the garment on a flat surface from the top collar seam to the edge of the garment.



Chest Size

Measured with the garment on a flat surface and from pit to pit.



Guidance

This guide is designed to help you choose what is best for you. Our bespoke garments are exactly that, however we aim to ensure all garments are true to the sizing within this guide. If you have any questions, please contact us here sales@iconsports.co.uk

County Umpire Jacket

unisex

ICON

Back Length

Measured with the garment on a flat surface from the top collar seam to the edge of the garment.



Chest Size

Measured with the garment on a flat surface and from pit to pit.



Guidance

This guide is designed to help you choose what is best for you. Our bespoke garments are exactly that, however we aim to ensure all garments are true to the sizing within this guide. If you have any questions, please contact us here sales@iconsports.co.uk

Dual Match Shirt

unisex | long sleeve

ICON

Size	Chest (CM)	Length (CM)
2	36	46
4	38	48
6	40	51
8	42	54
10	44	57
12	46	60
14	48	63
16	50	66
S	52	69
M	54	71
L	56	73
XL	60	76
2XL	62	79
3XL	64	81
4XL	66	83
5XL	68	85
6XL	70	87

Back Length

Measured with the garment on a flat surface from the top collar seam to the edge of the garment.



Chest Size

Measured with the garment on a flat surface and from pit to pit.



Guidance

This guide is designed to help you choose what is best for you. Our bespoke garments are exactly that, however we aim to ensure all garments are true to the sizing within this guide. If you have any questions, please contact us here sales@iconsports.co.uk

Dual Match Shirt

unisex | short sleeve

Size	Chest (CM)	Length (CM)
2	36	46
4	38	48
6	40	51
8	42	54
10	44	57
12	46	60
14	48	63
16	50	66
S	52	69
M	54	71
L	56	73
XL	60	76
2XL	62	79
3XL	64	81
4XL	66	83
5XL	68	85
6XL	70	87

Back Length

Measured with the garment on a flat surface from the top collar seam to the edge of the garment.



Chest Size

Measured with the garment on a flat surface and from pit to pit.



Guidance

This guide is designed to help you choose what is best for you. Our bespoke garments are exactly that, however we aim to ensure all garments are true to the sizing within this guide. If you have any questions, please contact us here sales@iconsports.co.uk

Dual+ Match Shirt

unisex | long sleeve

ICON

Size	Chest (CM)	Length (CM)
2	36	46
4	38	48
6	40	51
8	42	54
10	44	57
12	46	60
14	48	63
16	50	66
S	52	69
M	54	71
L	56	73
XL	60	76
2XL	62	79
3XL	64	81
4XL	66	83
5XL	68	85
6XL	70	87

Back Length

Measured with the garment on a flat surface from the top collar seam to the edge of the garment.



Chest Size

Measured with the garment on a flat surface and from pit to pit.



Guidance

This guide is designed to help you choose what is best for you. Our bespoke garments are exactly that, however we aim to ensure all garments are true to the sizing within this guide. If you have any questions, please contact us here sales@iconsports.co.uk

Dual+ Match Shirt

unisex | short sleeve

Size	Chest (CM)	Length (CM)
2	36	46
4	38	48
6	40	51
8	42	54
10	44	57
12	46	60
14	48	63
16	50	66
S	52	69
M	54	71
L	56	73
XL	60	76
2XL	62	79
3XL	64	81
4XL	66	83
5XL	68	85
6XL	70	87

Back Length

Measured with the garment on a flat surface from the top collar seam to the edge of the garment.



Chest Size

Measured with the garment on a flat surface and from pit to pit.



Guidance

This guide is designed to help you choose what is best for you. Our bespoke garments are exactly that, however we aim to ensure all garments are true to the sizing within this guide. If you have any questions, please contact us here sales@iconsports.co.uk

HS CLUB

unisex | long sleeve

ICON

Size	Chest (CM)	Length (CM)
4	40	56
6	42	58
8	44	60
10	46	62
12	48	64
14	50	66
16	52	68
S	54	73
M	56	75
L	58	77
XL	60	79
2XL	62	81
3XL	64	83
4XL	66	85
5XL	68	87
6XL	70	89
7XL	72	91

Back Length

Measured with the garment on a flat surface from the top collar seam to the edge of the garment.



Chest Size

Measured with the garment on a flat surface and from pit to pit.



This guide is designed to help you choose what is best for you. Our bespoke garments are exactly that, however we aim to ensure all garments are true to the sizing within this guide. If you have any questions, please contact us here sales@iconsports.co.uk

Hybrid Match Shirt

unisex | long sleeve

Size	Chest (CM)	Length (CM)
2	36	46
4	38	48
6	40	51
8	42	54
10	44	57
12	46	60
14	48	63
16	50	66
S	52	69
M	54	71
L	56	73
XL	60	76
2XL	62	79
3XL	64	81
4XL	66	83
5XL	68	85
6XL	70	87

Back Length

Measured with the garment on a flat surface from the top collar seam to the edge of the garment.



Chest Size

Measured with the garment on a flat surface and from pit to pit.



Guidance

This guide is designed to help you choose what is best for you. Our bespoke garments are exactly that, however we aim to ensure all garments are true to the sizing within this guide. If you have any questions, please contact us here sales@iconsports.co.uk

Hybrid Match Shirt

unisex | short sleeve

Size	Chest (CM)	Length (CM)
2	36	46
4	38	48
6	40	51
8	42	54
10	44	57
12	46	60
14	48	63
16	50	66
S	52	69
M	54	71
L	56	73
XL	60	76
2XL	62	79
3XL	64	81
4XL	66	83
5XL	68	85
6XL	70	87

Back Length

Measured with the garment on a flat surface from the top collar seam to the edge of the garment.



Chest Size

Measured with the garment on a flat surface and from pit to pit.



Guidance

This guide is designed to help you choose what is best for you. Our bespoke garments are exactly that, however we aim to ensure all garments are true to the sizing within this guide. If you have any questions, please contact us here sales@iconsports.co.uk

Hybrid Reversible Slipover

unisex

ICON

Size	Chest (CM)	Length (CM)
4	40	56
6	42	58
8	44	60
10	46	62
12	48	64
14	50	66
16	52	68
S	54	73
M	56	75
L	58	77
XL	60	79
2XL	62	81
3XL	64	83
4XL	66	85
5XL	68	87
6XL	70	89
7XL	72	91

Back Length

Measured with the garment on a flat surface from the top collar seam to the edge of the garment.



Chest Size

Measured with the garment on a flat surface and from pit to pit.



Guidance

This guide is designed to help you choose what is best for you. Our bespoke garments are exactly that, however we aim to ensure all garments are true to the sizing within this guide. If you have any questions, please contact us here sales@iconsports.co.uk

Hybrid Reversible Sweater

unisex

ICON

Size	Chest (CM)	Length (CM)
4	40	56
6	42	58
8	44	60
10	46	62
12	48	64
14	50	66
16	52	68
S	54	73
M	56	75
L	58	77
XL	60	79
2XL	62	81
3XL	64	83
4XL	66	85
5XL	68	87
6XL	70	89
7XL	72	91

Back Length

Measured with the garment on a flat surface from the top collar seam to the edge of the garment.



Chest Size

Measured with the garment on a flat surface and from pit to pit.



Guidance

This guide is designed to help you choose what is best for you. Bespoke garments are exactly that, however we aim to ensure all garments are true to the sizing within this guide. If you have any questions, please contact us here sales@iconsports.co.uk

Hybrid+ Match Shirt

unisex | long sleeve

ICON

Size	Chest (CM)	Length (CM)
2	36	46
4	38	48
6	40	51
8	42	54
10	44	57
12	46	60
14	48	63
16	50	66
S	52	69
M	54	71
L	56	73
XL	60	76
2XL	62	79
3XL	64	81
4XL	66	83
5XL	68	85
6XL	70	87

Back Length

Measured with the garment on a flat surface from the top collar seam to the edge of the garment.



Chest Size

Measured with the garment on a flat surface and from pit to pit.



Guidance

This guide is designed to help you choose what is best for you. Our bespoke garments are exactly that, however we aim to ensure all garments are true to the sizing within this guide. If you have any questions, please contact us here sales@iconsports.co.uk

Hybrid+ Match Shirt

unisex | short sleeve

ICON

Size	Chest (CM)	Length (CM)
2	36	46
4	38	48
6	40	51
8	42	54
10	44	57
12	46	60
14	48	63
16	50	66
S	52	69
M	54	71
L	56	73
XL	60	76
2XL	62	79
3XL	64	81
4XL	66	83
5XL	68	85
6XL	70	87

Back Length

Measured with the garment on a flat surface from the top collar seam to the edge of the garment.



Chest Size

Measured with the garment on a flat surface and from pit to pit.



Guidance

This guide is designed to help you choose what is best for you. Our bespoke garments are exactly that, however we aim to ensure all garments are true to the sizing within this guide. If you have any questions, please contact us here sales@iconsports.co.uk

Hybrid+ Reversible Slipover

unisex

ICON

Size	Chest (CM)	Length (CM)
4	40	56
6	42	58
8	44	60
10	46	62
12	48	64
14	50	66
16	52	68
S	54	73
M	56	75
L	58	77
XL	60	79
2XL	62	81
3XL	64	83
4XL	66	85
5XL	68	87
6XL	70	89
7XL	72	91

Back Length

Measured with the garment on a flat surface from the top collar seam to the edge of the garment.



Chest Size

Measured with the garment on a flat surface and from pit to pit.



Guidance

This guide is designed to help you choose what is best for you. Our bespoke garments are exactly that, however we aim to ensure all garments are true to the sizing within this guide. If you have any questions, please contact us here sales@iconsports.co.uk

Hybrid+ Reversible Sweater

unisex

ICON

Size	Chest (CM)	Length (CM)
4	40	56
6	42	58
8	44	60
10	46	62
12	48	64
14	50	66
16	52	68
S	54	73
M	56	75
L	58	77
XL	60	79
2XL	62	81
3XL	64	83
4XL	66	85
5XL	68	87
6XL	70	89
7XL	72	91

Back Length

Measured with the garment on a flat surface from the top collar seam to the edge of the garment.



Chest Size

Measured with the garment on a flat surface and from pit to pit.



Guidance

This guide is designed to help you choose what is best for you. Our bespoke garments are exactly that, however we aim to ensure all garments are true to the sizing within this guide. If you have any questions, please contact us here sales@iconsports.co.uk

Match Cricket Shirt

unisex | long sleeve

ICON

Size	Chest (CM)	Length (CM)
6	41	53
8	43	57
10	45	61
12	47	63
14	49	67
16/XS	50	68
S	51	72
M	53	74
L	55	78
XL	57	80
2XL	59	82
3XL	61	84
4XL	63	86

Back Length

Measured with the garment on a flat surface from the top collar seam to the edge of the garment.



Chest Size

Measured with the garment on a flat surface and from pit to pit.



Guidance

This guide is designed to help you choose what is best for you. Our bespoke garments are exactly that, however we aim to ensure all garments are true to the sizing within this guide. If you have any questions, please contact us here sales@iconsports.co.uk

Match Cricket Shirt

unisex | short sleeve

ICON

Size	Chest (CM)	Length (CM)
6	41	53
8	43	57
10	45	61
12	47	63
14	49	67
16/XS	50	68
S	51	72
M	53	74
L	55	78
XL	57	80
2XL	59	82
3XL	61	84
4XL	63	86

Back Length

Measured with the garment on a flat surface from the top collar seam to the edge of the garment.



Chest Size

Measured with the garment on a flat surface and from pit to pit.



Guidance

This guide is designed to help you choose what is best for you. Our bespoke garments are exactly that, however we aim to ensure all garments are true to the sizing within this guide. If you have any questions, please contact us here sales@iconsports.co.uk

Match Slipover

unisex

ICON

Size	Chest (CM)	Length (CM)
4	40	56
6	42	58
8	44	60
10	46	62
12	48	64
14	50	66
16	52	68
S	54	73
M	56	75
L	58	77
XL	60	79
2XL	62	81
3XL	64	83
4XL	66	85
5XL	68	87
6XL	70	89
7XL	72	91

Back Length

Measured with the garment on a flat surface from the top collar seam to the edge of the garment.



Chest Size

Measured with the garment on a flat surface and from pit to pit.



Guidance

This guide is designed to help you choose what is best for you. Our bespoke garments are exactly that, however we aim to ensure all garments are true to the sizing within this guide. If you have any questions, please contact us here sales@iconsports.co.uk

Match Sweater

unisex

ICON

Size	Chest (CM)	Length (CM)
4	40	56
6	42	58
8	44	60
10	46	62
12	48	64
14	50	66
16	52	68
S	54	73
M	56	75
L	58	77
XL	60	79
2XL	62	81
3XL	64	83
4XL	66	85
5XL	68	87
6XL	70	89
7XL	72	91

Back Length

Measured with the garment on a flat surface from the top collar seam to the edge of the garment.



Chest Size

Measured with the garment on a flat surface and from pit to pit.



Guidance

This guide is designed to help you choose what is best for you. Our bespoke garments are exactly that, however we aim to ensure all garments are true to the sizing within this guide. If you have any questions, please contact us here sales@iconsports.co.uk

Match Tech II Shirt

unisex | long sleeve

ICON

Size	Chest (CM)	Length (CM)
6	41	53
8	43	57
10	45	61
12	47	63
14	49	67
16/XS	50	68
S	51	72
M	53	74
L	55	78
XL	57	80
2XL	59	82
3XL	61	84
4XL	63	86

Back Length

Measured with the garment on a flat surface from the top collar seam to the edge of the garment.



Chest Size

Measured with the garment on a flat surface and from pit to pit.



Guidance

This guide is designed to help you choose what is best for you. Our bespoke garments are exactly that, however we aim to ensure all garments are true to the sizing within this guide. If you have any questions, please contact us here sales@iconsports.co.uk

Match Tech II Shirt

unisex | short sleeve

ICON

Size	Chest (CM)	Length (CM)
6	41	53
8	43	57
10	45	61
12	47	63
14	49	67
16/XS	50	68
S	51	72
M	53	74
L	55	78
XL	57	80
2XL	59	82
3XL	61	84
4XL	63	86

Back Length

Measured with the garment on a flat surface from the top collar seam to the edge of the garment.



Chest Size

Measured with the garment on a flat surface and from pit to pit.



Guidance

This guide is designed to help you choose what is best for you. Our bespoke garments are exactly that, however we aim to ensure all garments are true to the sizing within this guide. If you have any questions, please contact us here sales@iconsports.co.uk

Match Tech Playing Shirt

unisex | long sleeve

ICON

Size	Chest (CM)	Length (CM)
6	41	53
8	43	57
10	45	61
12	47	63
14	49	67
16/XS	50	68
S	51	72
M	53	74
L	55	78
XL	57	80
2XL	59	82
3XL	61	84
4XL	63	86

Back Length

Measured with the garment on a flat surface from the top collar seam to the edge of the garment.



Chest Size

Measured with the garment on a flat surface and from pit to pit.



Guidance

This guide is designed to help you choose what is best for you. Our bespoke garments are exactly that, however we aim to ensure all garments are true to the sizing within this guide. If you have any questions, please contact us here sales@iconsports.co.uk

Match Tech Playing Shirt

unisex | short sleeve

ICON

Size	Chest (CM)	Length (CM)
6	41	53
8	43	57
10	45	61
12	47	63
14	49	67
16/XS	50	68
S	51	72
M	53	74
L	55	78
XL	57	80
2XL	59	82
3XL	61	84
4XL	63	86

Back Length

Measured with the garment on a flat surface from the top collar seam to the edge of the garment.



Chest Size

Measured with the garment on a flat surface and from pit to pit.



Guidance

This guide is designed to help you choose what is best for you. Our bespoke garments are exactly that, however we aim to ensure all garments are true to the sizing within this guide. If you have any questions, please contact us here sales@iconsports.co.uk

Match+ Cricket Shirt

unisex | long sleeve

ICON

Size	Chest (CM)	Length (CM)
6	41	53
8	43	57
10	45	61
12	47	63
14	49	67
16/XS	50	68
S	51	72
M	53	74
L	55	78
XL	57	80
2XL	59	82
3XL	61	84
4XL	63	86

Back Length

Measured with the garment on a flat surface from the top collar seam to the edge of the garment.



Chest Size

Measured with the garment on a flat surface and from pit to pit.



Guidance

This guide is designed to help you choose what is best for you. Our bespoke garments are exactly that, however we aim to ensure all garments are true to the sizing within this guide. If you have any questions, please contact us here sales@iconsports.co.uk

Match+ Cricket Shirt

unisex | short sleeve

ICON

Size	Chest (CM)	Length (CM)
6	41	53
8	43	57
10	45	61
12	47	63
14	49	67
16/XS	50	68
S	51	72
M	53	74
L	55	78
XL	57	80
2XL	59	82
3XL	61	84
4XL	63	86

Back Length

Measured with the garment on a flat surface from the top collar seam to the edge of the garment.



Chest Size

Measured with the garment on a flat surface and from pit to pit.



Guidance

This guide is designed to help you choose what is best for you. Our bespoke garments are exactly that, however we aim to ensure all garments are true to the sizing within this guide. If you have any questions, please contact us here sales@iconsports.co.uk

Match+ Slipover

unisex

ICON

Size	Chest (CM)	Length (CM)
4	40	56
6	42	58
8	44	60
10	46	62
12	48	64
14	50	66
16	52	68
S	54	73
M	56	75
L	58	77
XL	60	79
2XL	62	81
3XL	64	83
4XL	66	85
5XL	68	87
6XL	70	89
7XL	72	91

Back Length

Measured with the garment on a flat surface from the top collar seam to the edge of the garment.



Chest Size

Measured with the garment on a flat surface and from pit to pit.



Guidance

This guide is designed to help you choose what is best for you. Our bespoke garments are exactly that, however we aim to ensure all garments are true to the sizing within this guide. If you have any questions, please contact us here sales@iconsports.co.uk

Match+ Sweater

unisex

ICON

Size	Chest (CM)	Length (CM)
4	40	56
6	42	58
8	44	60
10	46	62
12	48	64
14	50	66
16	52	68
S	54	73
M	56	75
L	58	77
XL	60	79
2XL	62	81
3XL	64	83
4XL	66	85
5XL	68	87
6XL	70	89
7XL	72	91

Back Length

Measured with the garment on a flat surface from the top collar seam to the edge of the garment.



Chest Size

Measured with the garment on a flat surface and from pit to pit.



Guidance

This guide is designed to help you choose what is best for you. Our bespoke garments are exactly that, however we aim to ensure all garments are true to the sizing within this guide. If you have any questions, please contact us here sales@iconsports.co.uk

Match+ Tech Playing Shirt

unisex | short sleeve

ICON

Size	Chest (CM)	Length (CM)
6	41	53
8	43	57
10	45	61
12	47	63
14	49	67
16/XS	50	68
S	51	72
M	53	74
L	55	78
XL	57	80
2XL	59	82
3XL	61	84
4XL	63	86

Back Length

Measured with the garment on a flat surface from the top collar seam to the edge of the garment.



Chest Size

Measured with the garment on a flat surface and from pit to pit.



Guidance

This guide is designed to help you choose what is best for you. Our bespoke garments are exactly that, however we aim to ensure all garments are true to the sizing within this guide. If you have any questions, please contact us here sales@iconsports.co.uk

Match+ Tech Playing Shirt

unisex | long sleeve

ICON

Size	Chest (CM)	Length (CM)
6	41	53
8	43	57
10	45	61
12	47	63
14	49	67
16/XS	50	68
S	51	72
M	53	74
L	55	78
XL	57	80
2XL	59	82
3XL	61	84
4XL	63	86

Back Length

Measured with the garment on a flat surface from the top collar seam to the edge of the garment.



Chest Size

Measured with the garment on a flat surface and from pit to pit.



Guidance

This guide is designed to help you choose what is best for you. Our bespoke garments are exactly that, however we aim to ensure all garments are true to the sizing within this guide. If you have any questions, please contact us here sales@iconsports.co.uk

Pro Cricket Shirt

unisex | long sleeve

ICON

Size	Chest (CM)	Length (CM)
XS	51.5	71
S	54	73
M	56.5	75
L	59	77
XL	61.5	79
2XL	64	81
3XL	66.5	83
4XL	69	85
5XL	71.5	87
6XL	74	89
7XL	76.5	91

Back Length

Measured with the garment on a flat surface from the top collar seam to the edge of the garment.



Chest Size

Measured with the garment on a flat surface and from pit to pit.



Guidance

This guide is designed to help you choose what is best for you. Our bespoke garments are exactly that, however we aim to ensure all garments are true to the sizing within this guide. If you have any questions, please contact us here sales@iconsports.co.uk

Pro Cricket Shirt

unisex | short sleeve

ICON

Size	Chest (CM)	Length (CM)
XS	51.5	71
S	54	73
M	56.5	75
L	59	77
XL	61.5	79
2XL	64	81
3XL	66.5	83
4XL	69	85
5XL	71.5	87
6XL	74	89
7XL	76.5	91

Back Length

Measured with the garment on a flat surface from the top collar seam to the edge of the garment.



Chest Size

Measured with the garment on a flat surface and from pit to pit.



Guidance

This guide is designed to help you choose what is best for you. Our bespoke garments are exactly that, however we aim to ensure all garments are true to the sizing within this guide. If you have any questions, please contact us here sales@iconsports.co.uk

Pro Cricket Trouser


unisex

ICON

Size	Waist (CM)	Length (CM)
4b	23	70
6b	25	75
8b	27	80
10b	29	85
12b	31	90
14b	33	95
16b	36	100
S	38	103
M	40	106
L	42	109
XL	44	112
2XL	46	115
3XL	48	118
4XL	50	121
5XL	52	124
6XL	54	127

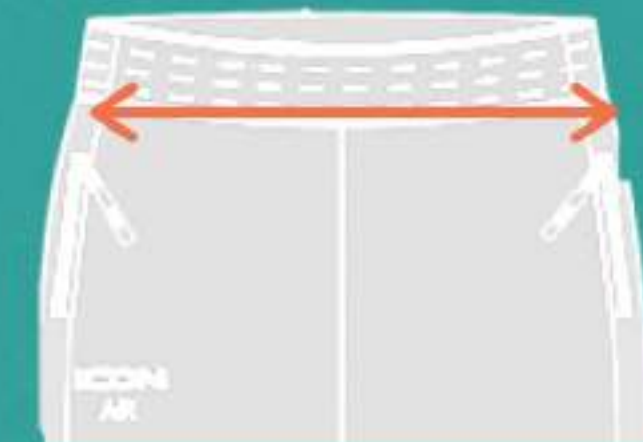
length

Measured with the garment on a flat surface and starting on the outside seam from the top waist band seam to the end of the garment leg.



Waist

Measured with the garment on a flat surface and from edge to edge.



Guidance

This guide is designed to help you choose what is best for you. Our bespoke garments are exactly that, however we aim to ensure all garments are true to the sizing within this guide. If you have any questions, please contact us here sales@iconsports.co.uk

Pro+ Cricket Shirt

unisex | long sleeve

ICON

Size	Chest (CM)	Length (CM)
XS	51.5	71
S	54	73
M	56.5	75
L	59	77
XL	61.5	79
2XL	64	81
3XL	66.5	83
4XL	69	85
5XL	71.5	87
6XL	74	89
7XL	76.5	91

Back Length

Measured with the garment on a flat surface from the top collar seam to the edge of the garment.



Chest Size

Measured with the garment on a flat surface and from pit to pit.



Guidance

This guide is designed to help you choose what is best for you. Our bespoke garments are exactly that, however we aim to ensure all garments are true to the sizing within this guide. If you have any questions, please contact us here sales@iconsports.co.uk

Pro+ Cricket Shirt

unisex | short sleeve

ICON

Size	Chest (CM)	Length (CM)
XS	51.5	71
S	54	73
M	56.5	75
L	59	77
XL	61.5	79
2XL	64	81
3XL	66.5	83
4XL	69	85
5XL	71.5	87
6XL	74	89
7XL	76.5	91

Back Length

Measured with the garment on a flat surface from the top collar seam to the edge of the garment.



Chest Size

Measured with the garment on a flat surface and from pit to pit.



Guidance

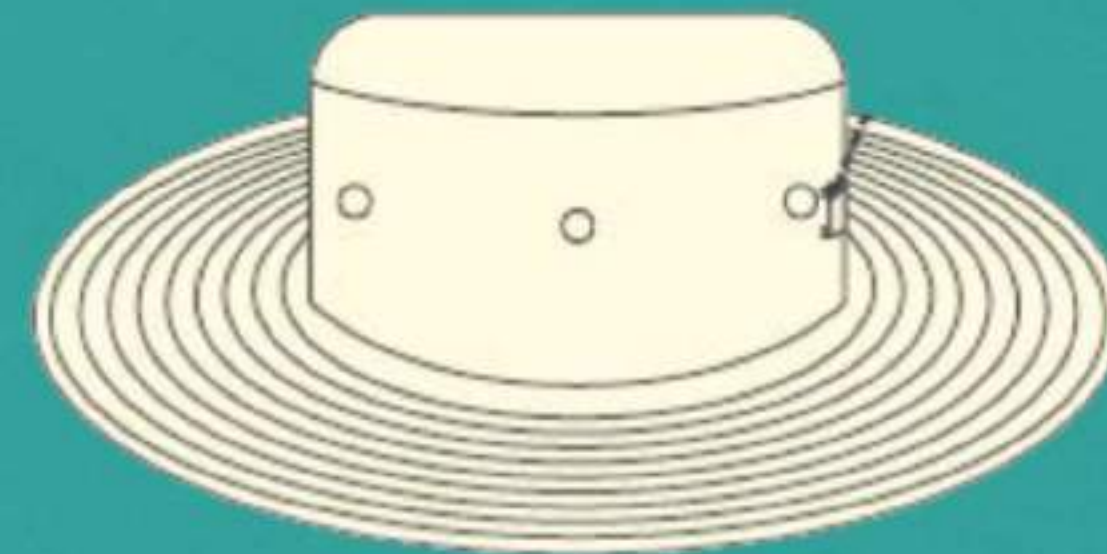
This guide is designed to help you choose what is best for you. Our bespoke garments are exactly that, however we aim to ensure all garments are true to the sizing within this guide. If you have any questions, please contact us here sales@iconsports.co.uk

Wide Brim Hat

unisex

ICON

Size	Head Size (CM)
XXS	51
XS	53
S	55
M	57
L	59
XL	61
XXL	63



Guidance

This guide is designed to help you choose what is best for you. Our bespoke garments are exactly that, however we aim to ensure all garments are true to the sizing within this guide. If you have any questions, please contact us here sales@iconsports.co.uk

Hybrid Match Goalkeeper Kit

unisex | long sleeve

ICON

Size	Shorts		Shirt	
	Waist (CM)	Length (CM)	Chest (CM)	Back Length (CM)
6 yrs	24	28	40	50
8 yrs	25	30	42	52
10 yrs	26	32	44	54
12 yrs	28	34	46	57
14 yrs	30	36	48	60
16 yrs	32	38	50	63
S	34	40	52	66
M	36	41	55	69
L	38	43	57	71
XL	40	45	59	73
2XL	42	47	61	75
3XL	44	49	63	77
4XL	46	51		
5XL	48	53		
6XL	50	55		

Chest Size

Measured with the garment on a flat surface and from pit to pit.

Back Length

Measured with the garment on a flat surface from the top collar seam to the edge of the garment.

Length

Measured with the garment on a flat surface from the top waist band seam to the end of the garment leg.

Waist

Measured with the garment on a flat surface and from edge to edge.



Guidance

This guide is designed to help you choose what is best for you. Our bespoke garments are exactly that, however we aim to ensure all garments are true to the sizing within this guide. If you have any questions, please contact us here sales@iconsports.co.uk

Hybrid Match Football Kit

unisex | long sleeve

ICON

Size	Shorts		Shirt	
	Waist (CM)	Length (CM)	Chest (CM)	Back Length (CM)
6 yrs	24	28	40	50
8 yrs	25	30	42	52
10 yrs	26	32	44	54
12 yrs	28	34	46	57
14 yrs	30	36	48	60
16 yrs	32	38	50	63
S	34	40	52	66
M	36	41	54	69
L	38	43	57	71
XL	40	45	59	73
2XL	42	47	61	75
3XL	44	49	63	77
4XL	46	51		
5XL	48	53		
6XL	50	55		

Chest Size

Measured with the garment on a flat surface and from pit to pit.

Back Length

Measured with the garment on a flat surface from the top collar seam to the edge of the garment.

Length

Measured with the garment on a flat surface from the top waist band seam to the end of the garment leg.

Waist

Measured with the garment on a flat surface and from edge to edge.

Guidance

This guide is designed to help you choose what is best for you. Our bespoke garments are exactly that, however we aim to ensure all garments are true to the sizing within this guide. If you have any questions, please contact us here sales@iconsports.co.uk



Hybrid Match Football Kit

unisex | short sleeve

ICON

Size	Shorts		Shirt	
	Waist (CM)	Length (CM)	Chest (CM)	Back Length (CM)
6 yrs	24	28	40	50
8 yrs	25	30	42	52
10 yrs	26	32	44	54
12 yrs	28	34	46	57
14 yrs	30	36	48	60
16 yrs	32	38	50	63
S	34	40	52	66
M	36	41	55	69
L	38	43	57	71
XL	40	45	59	73
2XL	42	47	61	75
3XL	44	49	63	77
4XL	46	51		
5XL	48	53		
6XL	50	55		

Chest Size

Measured with the garment on a flat surface and from pit to pit.

Back Length

Measured with the garment on a flat surface from the top collar seam to the edge of the garment.

Length

Measured with the garment on a flat surface from the top waist band seam to the end of the garment leg.

Waist

Measured with the garment on a flat surface and from edge to edge.

Guidance

This guide is designed to help you choose what is best for you. Our bespoke garments are exactly that, however we aim to ensure all garments are true to the sizing within this guide. If you have any questions, please contact us here sales@iconsports.co.uk



Hybrid Match Shirt

unisex | long sleeve

ICON

Size	Chest (CM)	Back Length (CM)
6 yrs	40	50
8 yrs	42	52
10 yrs	44	54
12 yrs	46	57
14 yrs	48	60
XS	50	63
S	52	66
M	54	69
L	57	71
XL	59	73
2XL	61	75
3XL	63	77

Chest Size

Measured with the garment on a flat surface and from pit to pit.

Back Length

Measured with the garment on a flat surface from the top collar seam to the edge of the garment.



Guidance

This guide is designed to help you choose what is best for you. Our bespoke garments are exactly that, however we aim to ensure all garments are true to the sizing within this guide. If you have any questions, please contact us here sales@iconsports.co.uk

Hybrid Match Shirt

unisex | short sleeve

Size	Chest (CM)	Back Length (CM)
2 yrs	36	46
4 yrs	38	48
6 yrs	40	51
8 yrs	42	54
10 yrs	44	57
12 yrs	46	60
14 yrs	48	63
16 yrs	50	66
S	52	69
M	54	71
L	56	73
XL	60	76
2XL	62	79
3XL	64	81
4XL	66	83
5XL	68	85
6XL	70	87

Chest Size

Measured with the garment on a flat surface and from pit to pit.

Back Length

Measured with the garment on a flat surface from the top collar seam to the edge of the garment.



Guidance

This guide is designed to help you choose what is best for you. Our bespoke garments are exactly that, however we aim to ensure all garments are true to the sizing within this guide. If you have any questions, please contact us here sales@iconsports.co.uk

Pro Match Football Kit

unisex | short sleeve

ICON

Shorts

Shirt

Size	Waist (CM)	Length (CM)	Chest (CM)	Back Length (CM)
10 yrs	25	32	44	56
12 yrs	26	34	46	58
14 yrs	26	36	48	60
16 yrs	27	38	50	62
S	29	40	52	65
M	31	41	54	68
L	33	43	57	70
XL	35	45	60	72
2XL	37	47	62	74
3XL	39	49	64	76
4XL	41	51		
5XL	43	53		
6XL	45	55		

Chest Size

Measured with the garment on a flat surface and from pit to pit.

Back Length

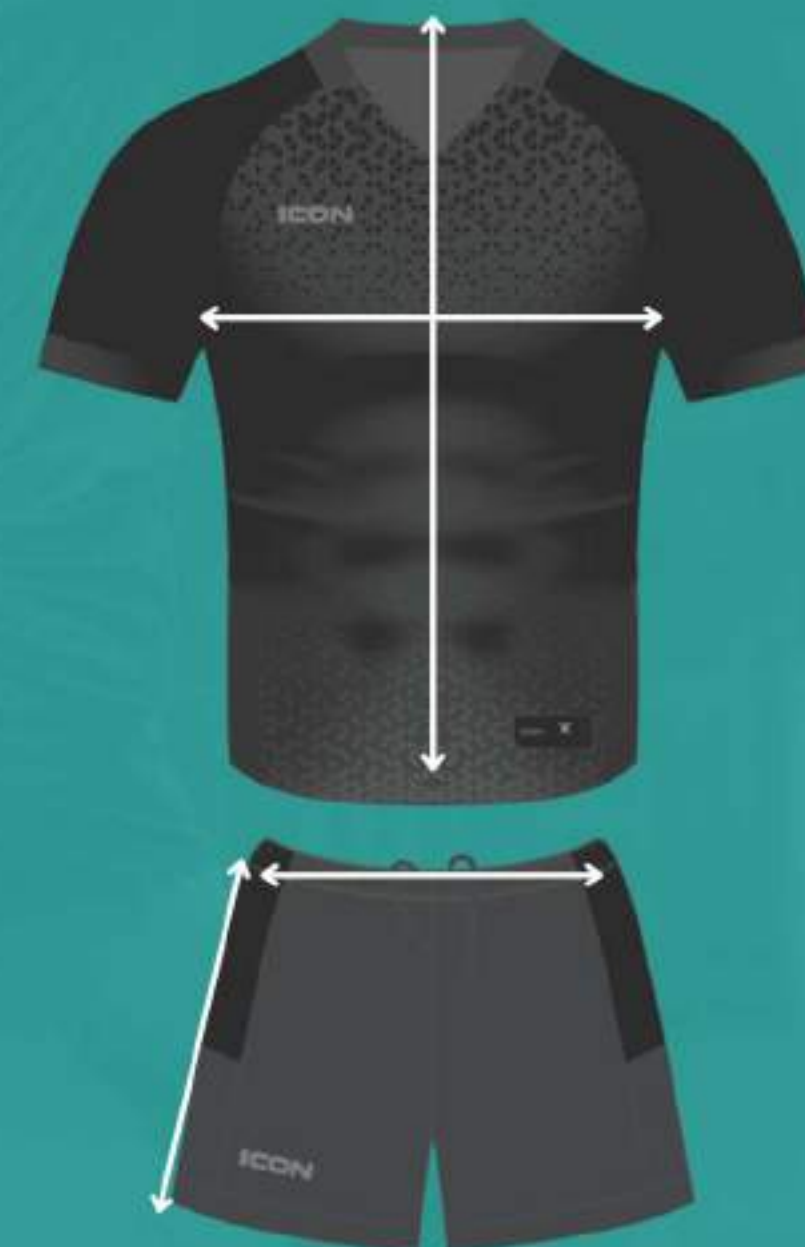
Measured with the garment on a flat surface from the top collar seam to the edge of the garment.

Length

Measured with the garment on a flat surface from the top waist band seam to the end of the garment leg.

Waist

Measured with the garment on a flat surface and from edge to edge.



Guidance

This guide is designed to help you choose what is best for you. Our bespoke garments are exactly that, however we aim to ensure all garments are true to the sizing within this guide. If you have any questions, please contact us here sales@iconsports.co.uk

Pro Match Shirt

unisex | short sleeve

ICON

Size	Chest (CM)	Back Length (CM)
10 yrs	44	56
12 yrs	46	58
14 yrs	48	60
16 yrs	50	62
S	52	65
M	54	68
L	57	70
XL	60	72
2XL	62	74
3XL	64	76

Chest Size

Measured with the garment on a flat surface and from pit to pit.



Back Length

Measured with the garment on a flat surface from the top collar seam to the edge of the garment.



Guidance

This guide is designed to help you choose what is best for you. Our bespoke garments are exactly that, however we aim to ensure all garments are true to the sizing within this guide. If you have any questions, please contact us here sales@iconsports.co.uk

Pro Match Short

unisex

ICON

Size	Waist (CM)	Length (CM)
10 yrs	25	32
12 yrs	26	34
14 yrs	26	36
16 yrs	27	38
S	29	40
M	31	41
L	33	43
XL	35	45
2XL	37	47
3XL	39	49
4XL	41	51
5XL	43	53
6XL	45	55

Length

Measured with the garment on a flat surface from the top waist band seam to the end of the garment leg.

Waist

Measured with the garment on a flat surface and from edge to edge.



Guidance

This guide is designed to help you choose what is best for you. Our bespoke garments are exactly that, however we aim to ensure all garments are true to the sizing within this guide. If you have any questions, please contact us here sales@iconsports.co.uk

Hybrid Match Short

unisex

ICON

Size	Waist (CM)	Length (CM)
6 yrs	24	28
8 yrs	25	30
10 yrs	26	32
12 yrs	28	34
14 yrs	30	36
16 yrs	32	38
S	34	40
M	36	41
L	38	43
XL	40	45
2XL	42	47
3XL	44	49
4XL	46	51
5XL	48	53
6XL	50	55

Waist

Measured with the garment on a flat surface and from edge to edge.

Length

Measured with the garment on a flat surface from the top waist band seam to the end of the garment leg.



Guidance

This guide is designed to help you choose what is best for you. Our bespoke garments are exactly that, however we aim to ensure all garments are true to the sizing within this guide. If you have any questions, please contact us here sales@iconsports.co.uk

Football Socks

Unisex



Size	Total Length (CM)
XS	46-48
S	52-54
M	62-64
L	68-70
XL	74-76

Total Length
Measured with the garment on a flat surface from one edge of the sock, around the heel and up to the top edge.



Guidance
This guide is designed to help you choose what is best for you. Our bespoke garments are exactly that, however we aim to ensure all garments are true to the sizing within this guide. If you have any questions, please contact us here sales@iconsports.co.uk

Club Hockey Top & Skort

cut & sew - ladies

ICON

Hockey Top		Hockey Skort		
Size	Back Length (CM)	Chest (CM)	Waist (CM)	Side Length (CM)
6 yrs	47	31	22	22
8 yrs	50	33	23	23
10 yrs	52	35	24	24
12 yrs	54	37	26	25
14 yrs	56	39	28	27
16 yrs	58	41	30	29
8 / S	60	43	32	31
10 / M	62	45	34	33
12 / L	64	47	36	35
14 / XL	66	49	38	37
16 / 2XL	68	51	40	39
18 / 3XL	70	53	42	41

Back Length

Measured with the garment on a flat surface from the top collar seam to the edge of the garment.




Chest Size

Measured with the garment on a flat surface and from pit to pit.



Waist Size

Measured with the garment on a flat surface and from edge to edge.



Side Length

Measured with the garment on a flat surface from the top seam to the end of the garment down the side.

Guidance

This guide is designed to help you choose what is best for you. Our bespoke garments are exactly that, however we aim to ensure all garments are true to the sizing within this guide. If you have any questions, please contact us here sales@iconsports.co.uk

Club+ Hockey Top & Skort

sublimated - ladies

ICON

Hockey Top		Hockey Skort		
Size	Back Length (CM)	Chest (CM)	Waist (CM)	Side Length (CM)
6 yrs	47	31	22	22
8 yrs	50	33	23	23
10 yrs	52	35	24	24
12 yrs	54	37	26	25
14 yrs	56	39	28	27
16 yrs	58	41	30	29
8 / S	60	43	32	31
10 / M	62	45	34	33
12 / L	64	47	36	35
14 / XL	66	49	38	37
16 / 2XL	68	51	40	39
18 / 3XL	70	53	42	41

Back Length

Measured with the garment on a flat surface from the top collar seam to the edge of the garment.

Chest Size


Measured with the garment on a flat surface and from pit to pit.

Waist Size

Measured with the garment on a flat surface and from edge to edge.

Side Length

Measured with the garment on a flat surface from the top seam to the end of the garment down the side.



Guidance

This guide is designed to help you choose what is best for you. Our bespoke garments are exactly that, however we aim to ensure all garments are true to the sizing within this guide. If you have any questions, please contact us here sales@iconsports.co.uk

Club Netball Dress


ladies

ICON

Short Dress				Regular Dress			Long Dress		
Size	Back Length (CM)	Chest (CM)	Waist (CM)	Back Length (CM)	Chest (CM)	Waist (CM)	Back Length (CM)	Chest (CM)	Waist (CM)
8 yrs	61	34.5	34	66	34.5	34	71	34.5	34
10 yrs	64	36	35.5	69	36	35.5	74	36	35.5
12 yrs	66	37	36.5	71	37	36.5	76	37	36.5
14 yrs	69	37.5	37	74	37.5	37	79	37.5	37
6 / XS	72	39	38	77	39	38	82	39	38
8 / S	73	41	40	78	41	40	83	41	40
10 / M	75	42.5	41	80	42.5	41	85	42.5	41
12 / L	77	44	42.5	82	44	42.5	87	44	42.5
14 / XL	79	46.5	44.5	84	46.5	44.5	89	46.5	44.5
16 / 2XL	81	48.5	47.5	86	48.5	47.5	91	48.5	47.5
18 / 3XL	83	50.5	49	88	50.5	49	93	50.5	49
20 / 4XL	85	52.5	51	90	52.5	51	95	52.5	51
22 / 5XL	87	54.5	53	92	54.5	53	97	54.5	53
24 / 6XL	89	56.5	54	94	56.5	54	99	56.5	54
26	91	58.5	55	96	58.5	55	101	58.5	55
28	93	60.5	56.5	98	60.5	56.5	103	60.5	56.5
30	95	62.5	58	100	62.5	58	105	62.5	58
32	97	64.5	59	102	64.5	59	107	64.5	59

Back Length

Measured with the garment on a flat surface from the top collar seam to the edge of the garment.



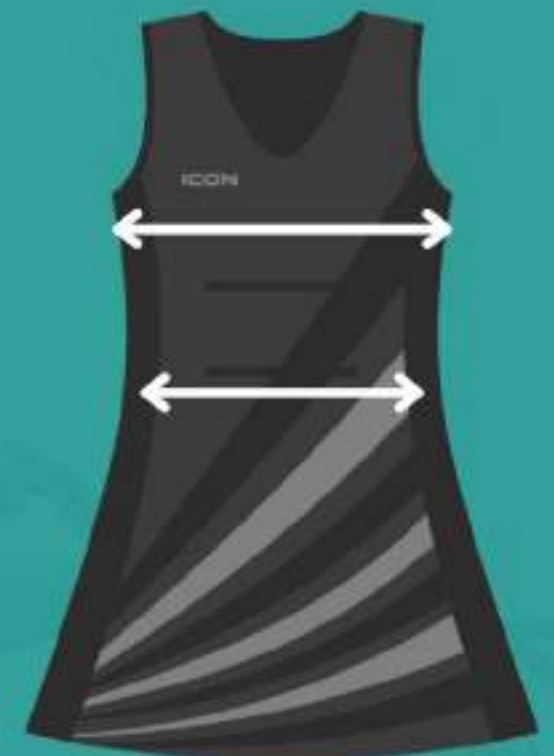
Chest Size

Measured with the garment on a flat surface and from pit to pit.



Waist Size

Measured with the garment on a flat surface and from pit to pit.



Guidance

This guide is designed to help you choose what is best for you. Our bespoke garments are exactly that, however we aim to ensure all garments are true to the sizing within this guide. If you have any questions, please contact us here sales@iconsports.co.uk

Club Netball Top & Skort

cut & sew - ladies

ICON

Netball Top

Netball Skort

Size	Back Length (CM)	Chest (CM)	Waist (CM)	Side Length (CM)
6 yrs	47	31	22	22
8 yrs	50	33	23	23
10 yrs	52	35	24	24
12 yrs	54	37	26	25
14 yrs	56	39	28	27
16 yrs	58	41	30	29
8 / S	60	43	32	31
10 / M	62	45	34	33
12 / L	64	47	36	35
14 / XL	66	49	38	37
16 / 2XL	68	51	40	39
18 / 3XL	70	53	42	41

Back Length

Measured with the garment on a flat surface from the top collar seam to the edge of the garment.

Chest Size

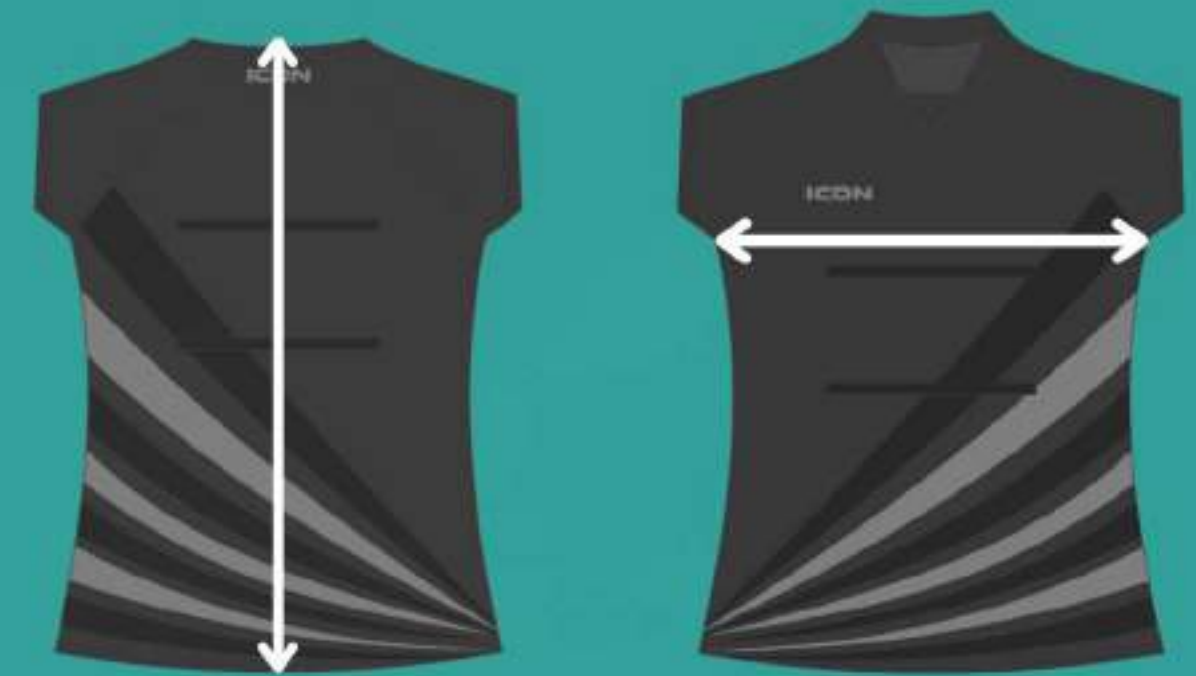
Measured with the garment on a flat surface and from pit to pit.

Waist Size

Measured with the garment on a flat surface and from edge to edge.

Side Length

Measured with the garment on a flat surface from the top seam to the end of the garment down the side.



Guidance

This guide is designed to help you choose what is best for you. Our bespoke garments are exactly that, however we aim to ensure all garments are true to the sizing within this guide. If you have any questions, please contact us here sales@iconsports.co.uk

Club Netball Top & Skort

sublimated - ladies

ICON

Netball Top

Netball Skort

Size	Back Length (CM)	Chest (CM)	Waist (CM)	Side Length (CM)
6 yrs	47	31	22	22
8 yrs	50	33	23	23
10 yrs	52	35	24	24
12 yrs	54	37	26	25
14 yrs	56	39	28	27
16 yrs	58	41	30	29
8 / S	60	43	32	31
10 / M	62	45	34	33
12 / L	64	47	36	35
14 / XL	66	49	38	37
16 / 2XL	68	51	40	39
18 / 3XL	70	53	42	41

Back Length

Measured with the garment on a flat surface from the top collar seam to the edge of the garment.

Chest Size

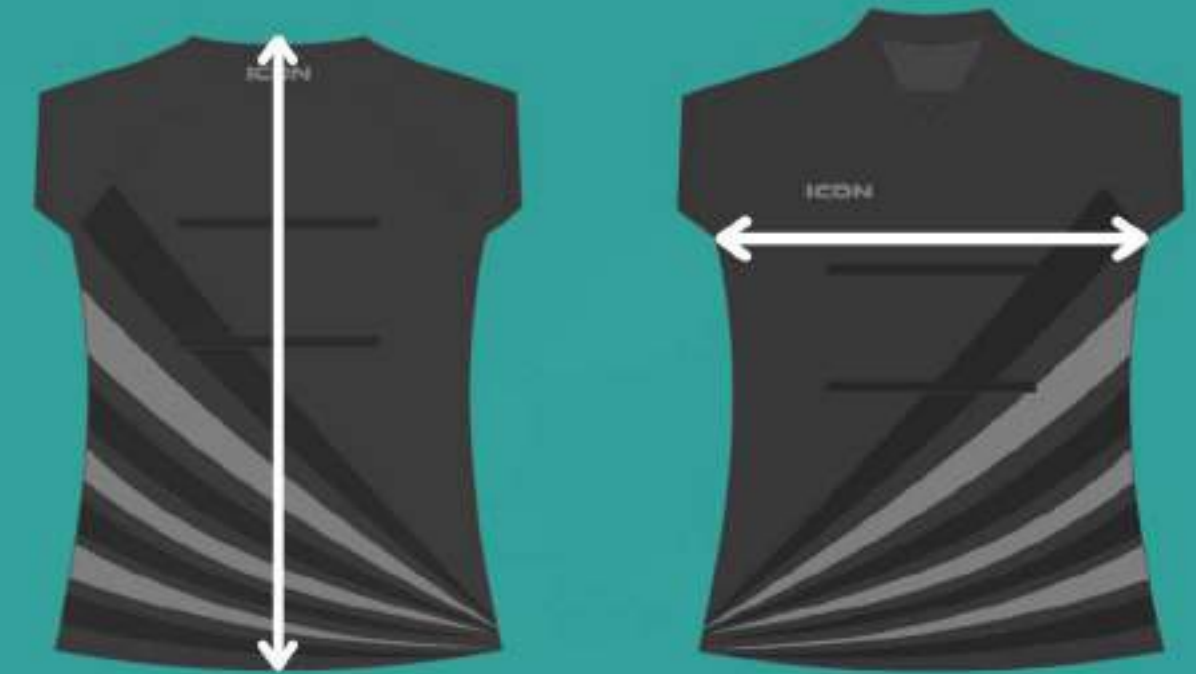
Measured with the garment on a flat surface and from pit to pit.

Waist Size

Measured with the garment on a flat surface and from edge to edge.

Side Length

Measured with the garment on a flat surface from the top seam to the end of the garment down the side.



Guidance

This guide is designed to help you choose what is best for you. Our bespoke garments are exactly that, however we aim to ensure all garments are true to the sizing within this guide. If you have any questions, please contact us here sales@iconsports.co.uk

Pro Netball Dress

ladies

ICON

Short Dress				Regular Dress			Long Dress		
Size	Back Length (CM)	Chest (CM)	Waist (CM)	Back Length (CM)	Chest (CM)	Waist (CM)	Back Length (CM)	Chest (CM)	Waist (CM)
8 yrs	61	34.5	34	66	34.5	34	71	34.5	34
10 yrs	64	36	35.5	69	36	35.5	74	36	35.5
12 yrs	66	37	36.5	71	37	36.5	76	37	36.5
14 yrs	69	37.5	37	74	37.5	37	79	37.5	37
6 / XS	72	39	38	77	39	38	82	39	38
8 / S	73	41	40	78	41	40	83	41	40
10 / M	75	42.5	41	80	42.5	41	85	42.5	41
12 / L	77	44	42.5	82	44	42.5	87	44	42.5
14 / XL	79	46.5	44.5	84	46.5	44.5	89	46.5	44.5
16 / 2XL	81	48.5	47.5	86	48.5	47.5	91	48.5	47.5
18 / 3XL	83	50.5	49	88	50.5	49	93	50.5	49
20 / 4XL	85	52.5	51	90	52.5	51	95	52.5	51
22 / 5XL	87	54.5	53	92	54.5	53	97	54.5	53
24 / 6XL	89	56.5	54	94	56.5	54	99	56.5	54
26	91	58.5	55	96	58.5	55	101	58.5	55
28	93	60.5	56.5	98	60.5	56.5	103	60.5	56.5
30	95	62.5	58	100	62.5	58	105	62.5	58
32	97	64.5	59	102	64.5	59	107	64.5	59

Chest Size

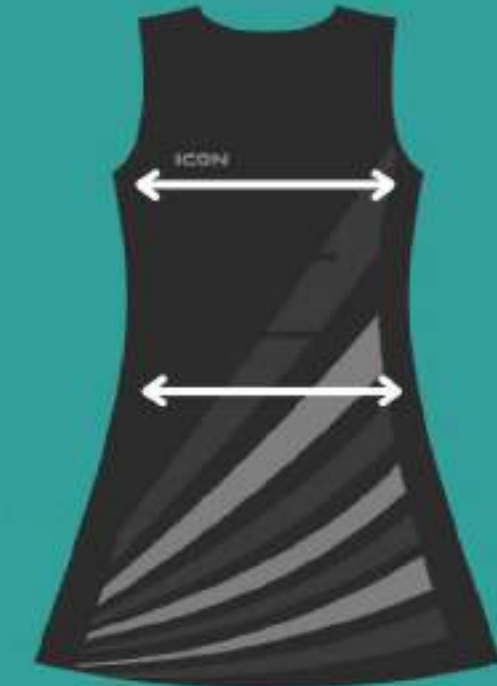
Measured with the garment on a flat surface and from pit to pit.

Waist Size

Measured with the garment on a flat surface and from pit to pit.

Back Length

Measured with the garment on a flat surface from the top collar seam to the edge of the garment.



Guidance

This guide is designed to help you choose what is best for you. Our bespoke garments are exactly that, however we aim to ensure all garments are true to the sizing within this guide. If you have any questions, please contact us here sales@iconsports.co.uk

Size	Length (CM)	Bottom (CM)	Hips (CM)	Waist (CM)
8XS	22	37	34	20
7XS	23	39	36	21
6XS	24	41	38	22
5XS	25	43	40	23
4XS	26	45	42	23
3XS	27	47	44	23
2XS	28	49	46	24
Size 6 / XS	29	51	48	25
8 / S	30	53	50	27
10 / M	32	55	52	28
12 / L	34	57	54	30
14 / XL	36	59	56	31
16 / 2XL	38	61	58	32
18 / 3XL	40	63	60	33
20 / 4XL	42	65	62	34
22 / 5XL	44	67	64	35
24 / 6XL	46	69	66	36
26 / 7XL	48	71	69	37
28/ 8XL	50	73	70	38

Netball/Hockey Skort

cut & sew - ladies


ICON

Length

Measured with the garment on a flat surface from the top collar seam to the edge of the garment.

Bottom

Measured with the garment on a flat surface and corner to corner along the bottom hem.




Waist

Measured with the garment on a flat surface and from edge to edge.

Hips

Measured with the garment on a flat surface and from edge to edge.



Guidance

This guide is designed to help you choose what is best for you. Our bespoke garments are exactly that, however we aim to ensure all garments are true to the sizing within this guide. If you have any questions, please contact us here sales@iconsports.co.uk

Academy Slipover

ladies

ICON

Size	Chest (CM)	Back Length (CM)
6 / XS	44	65
8 / S	46	67
10 / M	48	69
12 / L	50	71
14 / XL	53	73
16 / 2XL	56	75
18 / 3XL	59	77
20 / 4XL	62	79

Back Length

Measured with the garment on a flat surface from the top collar seam to the edge of the garment.



Chest Size

Measured with the garment on a flat surface and from pit to pit.



Guidance

This guide is designed to help you choose what is best for you. Our bespoke garments are exactly that, however we aim to ensure all garments are true to the sizing within this guide. If you have any questions, please contact us here sales@iconsports.co.uk

Academy Sweater

ladies

ICON

Size	Chest (CM)	Back Length (CM)
6 / XS	44	65
8 / S	46	67
10 / M	48	69
12 / L	50	71
14 / XL	53	73
16 / 2XL	56	75
18 / 3XL	59	77
20 / 4XL	62	79

Back Length

Measured with the garment on a flat surface from the top collar seam to the edge of the garment.



Chest Size

Measured with the garment on a flat surface and from pit to pit.



Guidance

This guide is designed to help you choose what is best for you. Our bespoke garments are exactly that, however we aim to ensure all garments are true to the sizing within this guide. If you have any questions, please contact us here sales@iconsports.co.uk

Academy+ Cricket Trouser


ladies

ICON

Size	Waist (CM)	Hips (CM)	Outseam (CM)
8 / S	38	55	103
10 / M	40	57	106
12 / L	42	59	109
14 / XL	44	61	112
16 / 2XL	46	63	115
18 / 3XL	48	65	118
20 / 4XL	50	67	121
22 / 5XL	52	69	124
24 / 6XL	54	71	127

Outseam

Measured with the garment on a flat surface and starting on the outside seam from the top waist band seam to the end of the garment leg.



Waist

Measured with the garment on a flat surface and from edge to edge.

Hips

Measured with the garment on a flat surface and from edge to edge.



Guidance

This guide is designed to help you choose what is best for you. Our bespoke garments are exactly that, however we aim to ensure all garments are true to the sizing within this guide. If you have any questions, please contact us here sales@iconsports.co.uk

Club Cricket Shirt

ladies / short sleeve

ICON

Size	Chest (CM)	Back Length (CM)
6 / XS	44	65
8 / S	46	67
10 / M	48	69
12 / L	50	71
14 / XL	53	73
16 / 2XL	56	75
18 / 3XL	59	77
20 / 4XL	62	79

Back Length

Measured with the garment on a flat surface from the top collar seam to the edge of the garment.



Chest Size

Measured with the garment on a flat surface and from pit to pit.



Guidance

This guide is designed to help you choose what is best for you. Our bespoke garments are exactly that, however we aim to ensure all garments are true to the sizing within this guide. If you have any questions, please contact us here sales@iconsports.co.uk

Club Slipover

ladies / short sleeve

ICON

Size	Chest (CM)	Back Length (CM)
6 / XS	44	65
8 / S	46	67
10 / M	48	69
12 / L	50	71
14 / XL	53	73
16 / 2XL	56	75
18 / 3XL	59	77
20 / 4XL	62	79

Back Length

Measured with the garment on a flat surface from the top collar seam to the edge of the garment.



Chest Size

Measured with the garment on a flat surface and from pit to pit.



Guidance

This guide is designed to help you choose what is best for you. Our bespoke garments are exactly that, however we aim to ensure all garments are true to the sizing within this guide. If you have any questions, please contact us here sales@iconsports.co.uk

Club Sweater

ladies / long sleeve

ICON

Size	Chest (CM)	Back Length (CM)
6 / XS	44	65
8 / S	46	67
10 / M	48	69
12 / L	50	71
14 / XL	53	73
16 / 2XL	56	75
18 / 3XL	59	77
20 / 4XL	62	79

Back Length

Measured with the garment on a flat surface from the top collar seam to the edge of the garment.



Chest Size

Measured with the garment on a flat surface and from pit to pit.



Guidance

This guide is designed to help you choose what is best for you. Our bespoke garments are exactly that, however we aim to ensure all garments are true to the sizing within this guide. If you have any questions, please contact us here sales@iconsports.co.uk

Full Zip Hoodie

ladies



Size	Chest (CM)	Back Length (CM)
6 / XS	44	61
8 / S	46	63
10 / M	48	65
12 / L	50	67
14 / XL	53	70
16 / 2XL	56	73
18 / 3XL	59	78
20 / 4XL	62	81

Back Length

Measured with the garment on a flat surface from the top collar seam to the edge of the garment.



Chest Size

Measured with the garment on a flat surface and from pit to pit.



Guidance

This guide is designed to help you choose what is best for you. Our bespoke garments are exactly that, however we aim to ensure all garments are true to the sizing within this guide. If you have any questions, please contact us here sales@iconsports.co.uk

Hoodie

ladies

ICON

Size	Chest (CM)	Back Length (CM)
6 / XS	44	61
8 / S	46	63
10 / M	48	65
12 / L	50	67
14 / XL	53	70
16 / 2XL	56	73
18 / 3XL	59	78
20 / 4XL	62	81

Back Length

Measured with the garment on a flat surface from the top collar seam to the edge of the garment.



Chest Size

Measured with the garment on a flat surface and from pit to pit.



Guidance

This guide is designed to help you choose what is best for you. Our bespoke garments are exactly that, however we aim to ensure all garments are true to the sizing within this guide. If you have any questions, please contact us here sales@iconsports.co.uk

Hybrid Match+ Cricket Shirt

ladies

ICON

Size	Chest (CM)	Back Length (CM)
6	41	53
8	43	57
10	45	61
12	47	63
14	49	67
16	50	68
18	51	72
20	53	74

Back Length

Measured with the garment on a flat surface from the top collar seam to the edge of the garment.



Chest Size

Measured with the garment on a flat surface and from pit to pit.



Guidance

This guide is designed to help you choose what is best for you. Our bespoke garments are exactly that, however we aim to ensure all garments are true to the sizing within this guide. If you have any questions, please contact us here sales@iconsports.co.uk

Lifestyle Hoodie

ladies

ICON

Size	Back Length (CM)	Chest (CM)
2 yrs / 3XS	55	45
4 yrs / 2XS	57	47
6 yrs / XS	59	49
8 / S	61	51
10 / M	63	52
12 / L	65	54
14 / XL	67	56
16 / 2XL	69	58
18 / 3XL	71	60
20 / 4XL	73	62
22 / 5XL	75	64
24 / 6XL	77	66
26 / 7XL	79	68
28 / 8XL	81	70

Back Length

Measured with the garment on a flat surface from the top collar seam to the edge of the garment.



Chest Size

Measured with the garment on a flat surface and from pit to pit.



Guidance

This guide is designed to help you choose what is best for you. Our bespoke garments are exactly that, however we aim to ensure all garments are true to the sizing within this guide. If you have any questions, please contact us here sales@iconsports.co.uk

Lightweight Midlayer

ladies

ICON

Size	Chest (CM)	Back Length (CM)
6 / XS	41	58.5
8 / S	44	61.5
10 / M	46	63.5
12 / L	48	65.6
14 / XL	50	67.5
16 / 2XL	52	69.5
18 / 3XL	54	71.5
20 / 4XL	56	73.5

Back Length

Measured with the garment on a flat surface from the top collar seam to the edge of the garment.



Chest Size

Measured with the garment on a flat surface and from pit to pit.



Guidance

This guide is designed to help you choose what is best for you. Our bespoke garments are exactly that, however we aim to ensure all garments are true to the sizing within this guide. If you have any questions, please contact us here sales@iconsports.co.uk

Performance Singlet

ladies

ICON

Size	Chest (CM)	Back Length (CM)
6 / XS	40	59
8 / S	42	61
10 / M	44	63
12 / L	46	65
14 / XL	48	67
16 / 2XL	50	69


Back Length

Measured with the garment on a flat surface from the top collar seam to the edge of the garment.



Chest Size

Measured with the garment on a flat surface and from pit to pit.



Guidance

This guide is designed to help you choose what is best for you. Our bespoke garments are exactly that, however we aim to ensure all garments are true to the sizing within this guide. If you have any questions, please contact us here sales@iconsports.co.uk

Performance T-shirt

ladies | sublimated

ICON

Size	Chest (CM)	Back Length (CM)
6 / XS	44	62
8 / S	46	64
10 / M	48	66
12 / L	50	68
14 / XL	52	70
16 / 2XL	54	72
18 / 3XL	55	73.5

Back Length

Measured with the garment on a flat surface from the top collar seam to the edge of the garment.



Chest Size

Measured with the garment on a flat surface and from pit to pit.



Guidance

This guide is designed to help you choose what is best for you. Our bespoke garments are exactly that, however we aim to ensure all garments are true to the sizing within this guide. If you have any questions, please contact us here sales@iconsports.co.uk

Polo Shirt - Cut & Sew

ladies

ICON

Size	Chest (CM)	Back Length (CM)
6 / XS	44	59.5
8 / S	46	61.5
10 / M	48	63.5
12 / L	50	65.5
14 / XL	53	67.5
16 / 2XL	54	69.5

Back Length

Measured with the garment on a flat surface from the top collar seam to the edge of the garment.



Chest Size

Measured with the garment on a flat surface and from pit to pit.



Guidance

This guide is designed to help you choose what is best for you. Our bespoke garments are exactly that, however we aim to ensure all garments are true to the sizing within this guide. If you have any questions, please contact us here sales@iconsports.co.uk

Polo Shirt

ladies

ICON

Size	Chest (CM)	Back Length (CM)
6 / XS	44	65
8 / S	46	67
10 / M	48	69
12 / L	50	71
14 / XL	53	73
16 / 2XL	54	75

Back Length

Measured with the garment on a flat surface from the top collar seam to the edge of the garment.



Chest Size

Measured with the garment on a flat surface and from pit to pit.



Guidance

This guide is designed to help you choose what is best for you. Our bespoke garments are exactly that, however we aim to ensure all garments are true to the sizing within this guide. If you have any questions, please contact us here sales@iconsports.co.uk

Puffer Jacket

ladies

ICON

Size	Chest (CM)	Back Length (CM)	Waist (CM)
6 / XS	46	64	43
8 / S	48	66	45
10 / M	50	68	47
12 / L	52	70	49
14 / XL	54	72	51
16 / 2XL	56	74	53

Back Length

Measured with the garment on a flat surface from the top collar seam to the edge of the garment.



Chest Size

Measured with the garment on a flat surface and from pit to pit.



Guidance

This guide is designed to help you choose what is best for you. Our bespoke garments are exactly that, however we aim to ensure all garments are true to the sizing within this guide. If you have any questions, please contact us here sales@iconsports.co.uk

T-Shirt

ladies

ICON

Size	Chest (CM)	Back Length (CM)
6 / XS	44	63
8 / S	46	65
10 / M	48	67
12 / L	50	69
14 / XL	52	71
16 / 2XL	54	73

Back Length

Measured with the garment on a flat surface from the top collar seam to the edge of the garment.



Chest Size

Measured with the garment on a flat surface and from pit to pit.



Guidance

This guide is designed to help you choose what is best for you. Our bespoke garments are exactly that, however we aim to ensure all garments are true to the sizing within this guide. If you have any questions, please contact us here sales@iconsports.co.uk

Tapered Pant


ladies

ICON

Size	Waist (CM)	Hips (CM)	Length (CM)
6 / XS	31	49	100
8 / S	34	52	104
10 / M	36	54	107
12 / L	38	56	110
14 / XL	40	58	113
16 / 2XL	42	60	116

length

Measured with the garment on a flat surface and starting on the outside seam from the top waist band seam to the end of the garment leg.

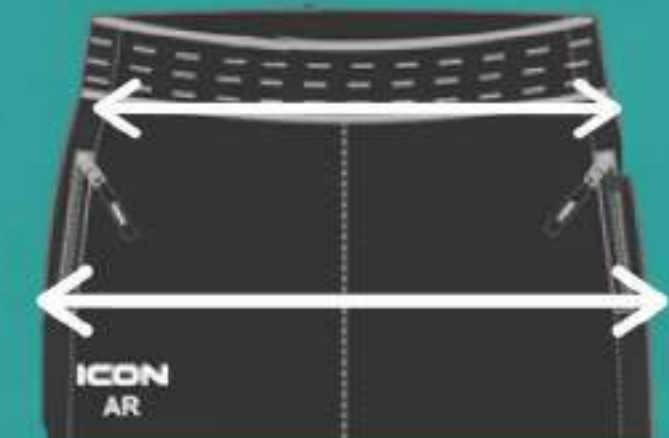


Waist

Measured with the garment on a flat surface and from edge to edge.

Hips

Measured with the garment on a flat surface and from edge to edge.



Guidance

This guide is designed to help you choose what is best for you. Our bespoke garments are exactly that, however we aim to ensure all garments are true to the sizing within this guide. If you have any questions, please contact us here sales@iconsports.co.uk

Track Pants


ladies

ICON

Size	Waist (CM)	Hips (CM)	Length (CM)
6 / XS	31	49	100
8 / S	34	52	104
10 / M	36	54	107
12 / L	38	56	110
14 / XL	40	58	113
16 / 2XL	42	60	116

length

Measured with the garment on a flat surface and starting on the outside seam from the top waist band seam to the end of the garment leg.

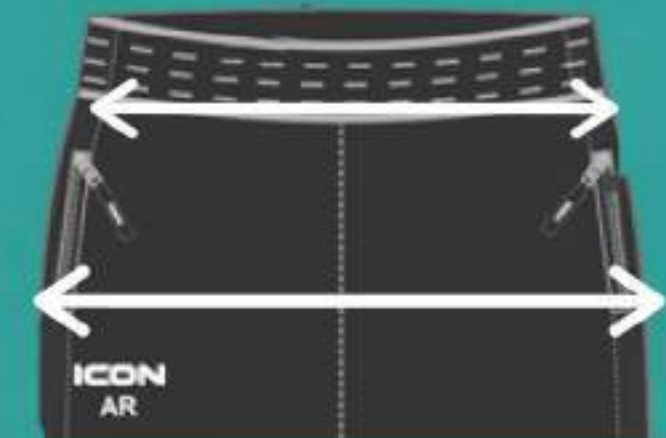


Waist

Measured with the garment on a flat surface and from edge to edge.

Hips

Measured with the garment on a flat surface and from edge to edge.



Guidance

This guide is designed to help you choose what is best for you. Our bespoke garments are exactly that, however we aim to ensure all garments are true to the sizing within this guide. If you have any questions, please contact us here sales@iconsports.co.uk

Training Shorts

ladies

ICON

Size	Waist (CM)	Hips (CM)	Length (CM)
6 / XS	34	51	26
8 / S	36	53	27.5
10 / M	38	55	107
12 / L	40	57	110
14 / XL	42	59	113
16 / 2XL	44	61	116

Waist

Measured with the garment on a flat surface and from edge to edge.

Length

Measured with the garment on a flat surface from the top waist band seam to the end of the garment leg.



Hips

Measured with the garment on a flat surface and from edge to edge.



Size	Back Length (CM)	Chest (CM)
4 yrs	49	35
6 yrs	52	37.5
8 yrs	55	40
10 yrs	58	42.5
12 yrs	61	45
14 yrs	63	47.5
XS	67	50
S	70	53
M	72	55
L	74	58
XL	76	60
2XL	78	63
3XL	80	65
4XL	81	67.5
5XL	81.5	70
6XL	82	72.5
7XL	82.5	75
8XL	83	77.5
9XL	83.5	80

Club Rugby Shirt

unisex

ICON

Back Length

Measured with the garment on a flat surface from the top collar seam to the edge of the garment.



Chest Size

Measured with the garment on a flat surface and from pit to pit.



Guidance

This guide is designed to help you choose what is best for you. Our bespoke garments are exactly that, however we aim to ensure all garments are true to the sizing within this guide. If you have any questions, please contact us here sales@iconsports.co.uk

Club Rugby Short

unisex

ICON

Size	Length (CM)	Waist (CM)
8 yrs	25	23
10 yrs	27	24
12 yrs	28	26
14 yrs	29	28
XS	30	30
S	32	32
M	33	34
L	34	36
XL	35	39
2XL	36	41
3XL	37	43
4XL	37	45

Length

Measured with the garment on a flat surface from the top of the waist band to the end of the garment.



Waist

Measured with the garment on a flat surface and from edge to edge.



Guidance

This guide is designed to help you choose what is best for you. Our bespoke garments are exactly that, however we aim to ensure all garments are true to the sizing within this guide. If you have any questions, please contact us here sales@iconsports.co.uk

Size	Back Length (CM)	Chest (CM)
4 yrs	49	35
6 yrs	52	37.5
8 yrs	55	40
10 yrs	58	42.5
12 yrs	61	45
14 yrs	63	47.5
XS	67	50
S	70	53
M	72	55
L	74	58
XL	76	60
2XL	78	63
3XL	80	65
4XL	81	67.5
5XL	81.5	70
6XL	82	72.5
7XL	82.5	75
8XL	83	77.5
9XL	83.5	80

Club+ Rugby Shirt

unisex

ICON

Back Length

Measured with the garment on a flat surface from the top collar seam to the edge of the garment.



Chest Size

Measured with the garment on a flat surface and from pit to pit.



Guidance

This guide is designed to help you choose what is best for you. Our bespoke garments are exactly that, however we aim to ensure all garments are true to the sizing within this guide. If you have any questions, please contact us here sales@iconsports.co.uk

Club+ Rugby Short

unisex

ICON

Size	Length (CM)	Waist (CM)
8 yrs	25	23
10 yrs	27	24
12 yrs	28	26
14 yrs	29	28
XS	30	30
S	31	32
M	33	34
L	34	36
XL	35	39
2XL	36	41
3XL	37	43
4XL	37	45

Length

Measured with the garment on a flat surface from the top of the waist band to the end of the garment.



Waist

Measured with the garment on a flat surface and from edge to edge.



Guidance

This guide is designed to help you choose what is best for you. Our bespoke garments are exactly that, however we aim to ensure all garments are true to the sizing within this guide. If you have any questions, please contact us here sales@iconsports.co.uk

Pro+ Rugby Shirt

unisex

ICON

Size	Back Length (CM)	Chest (CM)
S	73	49
M	75	51
L	77	53
XL	79	55
2XL	81	57
3XL	83	59

Back Length

Measured with the garment on a flat surface from the top collar seam to the edge of the garment.



Chest Size

Measured with the garment on a flat surface and from pit to pit.



Guidance

This guide is designed to help you choose what is best for you. Our bespoke garments are exactly that, however we aim to ensure all garments are true to the sizing within this guide. If you have any questions, please contact us here sales@iconsports.co.uk

Pro+ Rugby Shorts

unisex

ICON

Size	Side Length (CM)	Waist (CM)
16 yrs / XS	32	32
S	34	34
M	36	36
L	38	38
XL	40	40
2XL	42	42
3XL	44	44
4XL	46	46
5XL	48	48
6XL	50	50

Side Length

Measured with the garment on a flat surface from the top of the waist band to the end of the garment along the side of the garment leg.



Waist

Measured with the garment on a flat surface and from edge to edge.



Guidance

This guide is designed to help you choose what is best for you. Our bespoke garments are exactly that, however we aim to ensure all garments are true to the sizing within this guide. If you have any questions, please contact us here sales@iconsports.co.uk



ICON

Teamwear
that moves
you.

0800 689 3913
iconsports.co.uk
sales@iconsports.co.uk